


# Hosanna

167



The first staff of music is written in treble clef, key of D major (one sharp), and 4/4 time. It begins with a quarter note D4, followed by a dotted quarter note E4, an eighth note F#4, a quarter note G4, and a quarter note A4. The next measure contains a quarter note B4, a quarter note A4, and a quarter note G4. The third measure has a quarter note F#4, a quarter note E4, and a quarter note D4. The fourth measure features a quarter note C#4, a quarter note B3, and a quarter note A3. The fifth measure has a quarter note G3, a quarter note F#3, and a quarter note E3. The sixth measure contains a quarter note D3, a quarter note C#3, and a quarter note B2. The seventh measure has a quarter note A2, a quarter note G2, and a quarter note F#2. The eighth measure features a quarter note E2, a quarter note D2, and a quarter note C2. The ninth measure has a quarter note B1, a quarter note A1, and a quarter note G1. The tenth measure contains a quarter note F#1, a quarter note E1, and a quarter note D1. The piece concludes with a double bar line and repeat dots.

1. Ho - san - na, ho-san - na, Ho-san-na in the high - est;




The first bass staff of music is written in bass clef, key of D major (one sharp), and 4/4 time. It begins with a quarter note D3, followed by a dotted quarter note E3, an eighth note F#3, a quarter note G3, and a quarter note A3. The next measure contains a quarter note B3, a quarter note A3, and a quarter note G3. The third measure has a quarter note F#3, a quarter note E3, and a quarter note D3. The fourth measure features a quarter note C#3, a quarter note B2, and a quarter note A2. The fifth measure has a quarter note G2, a quarter note F#2, and a quarter note E2. The sixth measure contains a quarter note D2, a quarter note C#2, and a quarter note B1. The seventh measure has a quarter note A1, a quarter note G1, and a quarter note F#1. The eighth measure features a quarter note E1, a quarter note D1, and a quarter note C1. The ninth measure has a quarter note B0, a quarter note A0, and a quarter note G0. The tenth measure contains a quarter note F#0, a quarter note E0, and a quarter note D0. The piece concludes with a double bar line and repeat dots.



The second staff of music is written in treble clef, key of D major (one sharp), and 4/4 time. It begins with a quarter note D4, followed by a dotted quarter note E4, an eighth note F#4, a quarter note G4, and a quarter note A4. The next measure contains a quarter note B4, a quarter note A4, and a quarter note G4. The third measure has a quarter note F#4, a quarter note E4, and a quarter note D4. The fourth measure features a quarter note C#4, a quarter note B3, and a quarter note A3. The fifth measure has a quarter note G3, a quarter note F#3, and a quarter note E3. The sixth measure contains a quarter note D3, a quarter note C#3, and a quarter note B2. The seventh measure has a quarter note A2, a quarter note G2, and a quarter note F#2. The eighth measure features a quarter note E2, a quarter note D2, and a quarter note C2. The ninth measure has a quarter note B1, a quarter note A1, and a quarter note G1. The tenth measure contains a quarter note F#1, a quarter note E1, and a quarter note D1. The piece concludes with a double bar line and repeat dots.

Ho - san - na, ho-san - na, Ho-san-na in the high - est;



The second bass staff of music is written in bass clef, key of D major (one sharp), and 4/4 time. It begins with a quarter note D3, followed by a dotted quarter note E3, an eighth note F#3, a quarter note G3, and a quarter note A3. The next measure contains a quarter note B3, a quarter note A3, and a quarter note G3. The third measure has a quarter note F#3, a quarter note E3, and a quarter note D3. The fourth measure features a quarter note C#3, a quarter note B2, and a quarter note A2. The fifth measure has a quarter note G2, a quarter note F#2, and a quarter note E2. The sixth measure contains a quarter note D2, a quarter note C#2, and a quarter note B1. The seventh measure has a quarter note A1, a quarter note G1, and a quarter note F#1. The eighth measure features a quarter note E1, a quarter note D1, and a quarter note C1. The ninth measure has a quarter note B0, a quarter note A0, and a quarter note G0. The tenth measure contains a quarter note F#0, a quarter note E0, and a quarter note D0. The piece concludes with a double bar line and repeat dots.

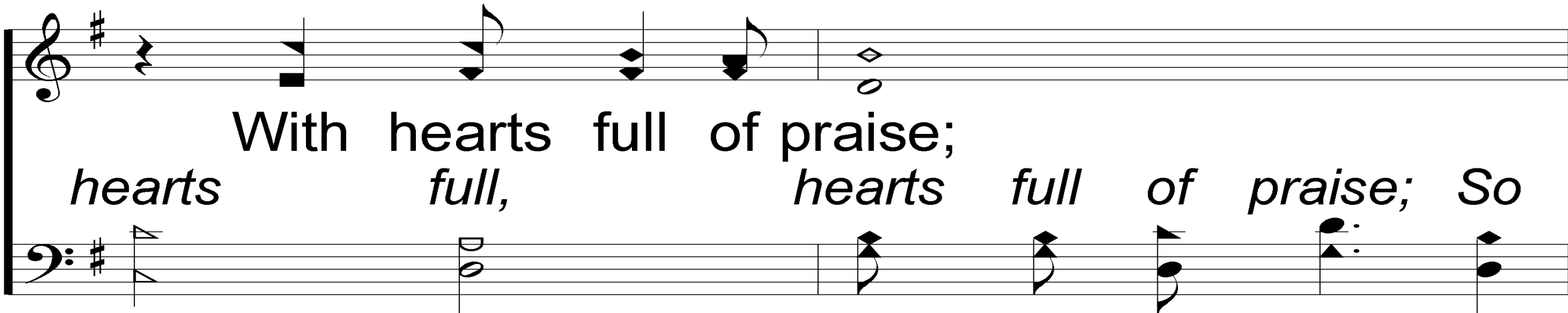
# Hosanna

167

**Refrain**



Lord, we lift up Your name,  
*Lord, we lift up Your name, With*



With hearts full of praise;  
*hearts full, hearts full of praise; So*

# Hosanna

167

Be ex - alt - ed, O Lord, my God,  
*be* *ex - alt - ed,* O

The first system of music features a treble and bass staff in G major. The treble staff begins with a treble clef, a key signature of one sharp (F#), and a common time signature. The melody consists of quarter notes: G4, A4, B4, C5, B4, A4, G4. The bass staff begins with a bass clef, a key signature of one sharp (F#), and a common time signature. The accompaniment consists of quarter notes: G2, F#2, E2, D2, C2, B1, A1. The lyrics are placed between the staves, with the first line in bold and the second line in italics.

Ho - san - na in the high - est.

The second system of music continues the melody and accompaniment. The treble staff features a treble clef, a key signature of one sharp (F#), and a common time signature. The melody consists of quarter notes: G4, A4, B4, C5, B4, A4, G4, followed by a half note G4. The bass staff features a bass clef, a key signature of one sharp (F#), and a common time signature. The accompaniment consists of quarter notes: G2, F#2, E2, D2, C2, B1, A1, followed by a half note G2. The lyrics are placed between the staves.

# Hosanna

2. Glo - ry, glo - ry, Glo-ry to the King of kings;

The first system of music consists of a treble and a bass staff. The treble staff begins with a treble clef, a key signature of one sharp (F#), and a 4/4 time signature. The melody starts with a half note G4, followed by quarter notes A4 and B4, then a dotted quarter note C5. The bass staff begins with a bass clef, a key signature of one sharp (F#), and a 4/4 time signature. The bass line starts with a whole note chord of G2 and B2, followed by quarter notes A2 and B2, then a dotted quarter note C3. The lyrics '2. Glo - ry, glo - ry, Glo-ry to the King of kings;' are centered between the two staves.

Glo - ry, glo - ry, Glo-ry to the King of kings.

The second system of music is identical in notation to the first system. The treble and bass staves are the same. The lyrics 'Glo - ry, glo - ry, Glo-ry to the King of kings.' are centered between the two staves.

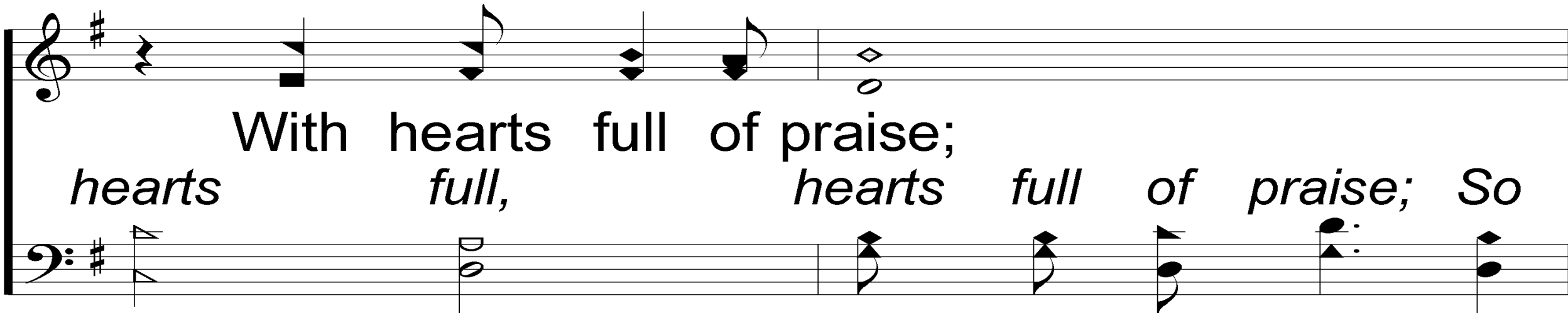
# Hosanna

167

**Refrain**



Lord, we lift up Your name,  
*Lord, we lift up Your name, With*



With hearts full of praise;  
*hearts full, hearts full of praise; So*

# Hosanna

167

Be ex - alt - ed, O Lord, my God,  
*be* ex - alt - ed, O

The first system of music consists of two staves. The top staff is in treble clef with a key signature of one sharp (F#) and a common time signature. It begins with a treble rest, followed by quarter notes G4, A4, B4, and C5, then a half note G4. The second measure contains a half note G4 and a quarter note A4 with a sharp sign (#). The system ends with a double bar line and repeat dots. The bottom staff is in bass clef with the same key signature and time signature. It begins with a bass rest, followed by quarter notes G3, F3, E3, and D3, then a half note G3. The second measure contains a half note G3 and a quarter note A3 with a sharp sign (#). The system ends with a double bar line and repeat dots.

Ho - san - na in the high - est.

The second system of music also consists of two staves. The top staff is in treble clef with a key signature of one sharp (F#) and a common time signature. It begins with quarter notes G4, A4, B4, and C5, then a half note G4. The second measure contains a half note G4 and a quarter note A4 with a sharp sign (#). The system ends with a double bar line and repeat dots. The bottom staff is in bass clef with the same key signature and time signature. It begins with quarter notes G3, F3, E3, and D3, then a half note G3. The second measure contains a half note G3 and a quarter note A3 with a sharp sign (#). The system ends with a double bar line and repeat dots.

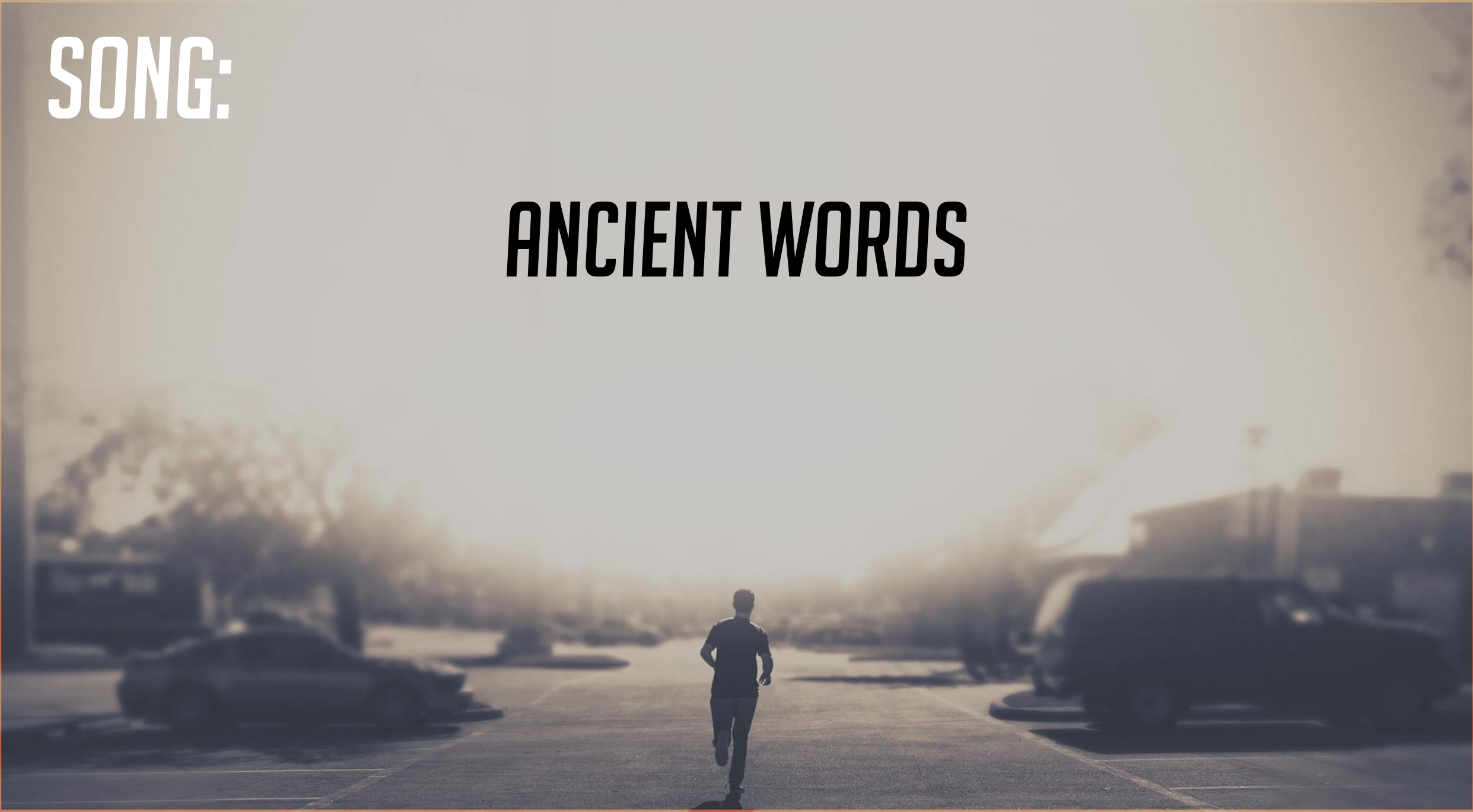
A person is running away from the camera on a paved path that leads towards a bright, glowing light source in the distance. The scene is bathed in a warm, golden light, suggesting a sunrise or sunset. The path is flanked by trees and a building on the right. The overall mood is one of hope, determination, and a journey towards a bright future.

# WELCOME

TO THE WHEELER CHURCH OF CHRIST

**SONG:**

***ANCIENT WORDS***





# Ancient Words



1. Ho-ly words long pre-served for our walk



in this world; They re-sound with God's own heart,

*2 Timothy 3:14-17*

Words & Music by Lynn DeShazo  
Arr. by R. Dan Dalzell

© Copyright 2001 Integrity's Hosanna! Music.  
All Rights Reserved. Used by Permission.

© 2005 ePraise Hymnal by Taylor Publications

# Ancient Words



O, let the an - cient words im - part;



Words of life, words of hope, give us strength,

# Ancient Words




help us cope; In this world where - 'er we





roam, An - cient words will guide us home.

# Ancient Words


## Chorus



An-cient words, ev-er true, chang-ing me, and chang-ing



you; We have come with o - pen hearts,



# Ancient Words

O let the an - cient words im - part.


The image shows a musical score for the hymn 'Ancient Words'. It consists of two staves: a treble clef staff on top and a bass clef staff on the bottom. The treble staff contains the melody, starting with a treble clef and a key signature of one flat (B-flat). The lyrics are written below the treble staff, aligned with the notes. The bass staff contains a bass line, starting with a bass clef and a key signature of one flat. The lyrics are written below the treble staff, aligned with the notes. The music is in 4/4 time, as indicated by the note values and rests. The piece concludes with a double bar line and repeat dots.

# Ancient Words

2. Ho - ly words of our faith hand - ed down  
to this age, Came to us through sac - ri - fice;

The image shows a musical score for the hymn 'Ancient Words'. It consists of two systems of music. Each system has a treble staff on top and a bass staff on the bottom. The time signature is 3/4. The key signature has one flat (Bb). The lyrics are: '2. Ho - ly words of our faith hand - ed down to this age, Came to us through sac - ri - fice;'. The music is written in a simple, hymn-like style with various note values and rests.

# Ancient Words



O, heed the faith - ful words of Christ;



Ho - ly words long preserved for our walk

# Ancient Words

The image shows a musical score for the hymn 'Ancient Words'. It consists of two systems of music. Each system has a vocal line (treble clef) and a piano accompaniment line (bass clef). The lyrics are written below the vocal line. The first system covers the lyrics 'in this world; They re-sound with God's own' and the second system covers 'heart O, let the an-cient words im-part.' The music is in a simple, hymn-like style with a key signature of one flat (B-flat) and a common time signature (C). The vocal line uses a variety of note values including quarter, eighth, and half notes, with some notes having stems pointing down. The piano accompaniment uses chords and single notes, often with stems pointing up.


in this world; They re-sound with God's own

heart O, let the an-cient words im-part.




# Ancient Words


## Chorus



An-cient words, ev-er true, chang-ing me, and chang-ing



you; We have come with o - pen hearts,




# Ancient Words

O let the an - cient words im - part.



The image shows a musical score for the hymn 'Ancient Words'. It consists of two staves: a treble clef staff on top and a bass clef staff on the bottom. The treble staff contains the melody, starting with a treble clef and a key signature of one flat (B-flat). The lyrics are written below the treble staff, aligned with the notes. The bass staff contains a bass line, starting with a bass clef and a key signature of one flat. The lyrics are written below the treble staff, aligned with the notes. The music is in a simple, hymn-like style with a steady rhythm.

# Ancient Words


Coda



An-cient words, ev-er true, chang-ing me, and chang-ing



you; We have come with o - pen hearts,



# Ancient Words

O let the an - cient words im - part.

The image shows a musical score for the hymn 'Ancient Words'. It consists of two staves: a treble clef staff on top and a bass clef staff on the bottom. The treble staff contains a melody of eighth and quarter notes. The bass staff contains a bass line with eighth and quarter notes. The lyrics are written below the treble staff, aligned with the notes. The title 'Ancient Words' is at the top left. The copyright notice is at the bottom right.

# Ancient Words



We have come with o-pen hearts, O let the an-cient



words im - part. O let the an-cient words im - part.

**SONG:**


**TAKE MY HAND PRECIOUS LORD**

**#786**





# Take My Hand Precious Lord

786



1. When my way grow-eth drear, pre-cious Lord



lin-ger near, When my life is al-most gone;



*Psalm 18:35*

Arr. Pam Stephenson

Words & Music: Thomas A. Dorsey


Arr. © Copyright 1993 by Howard Publishing.

All Rights Reserved. Used by Permission.



Presentation © 2006 Taylor Publications

# Take My Hand Precious Lord


786



Hear my cry, hear my call, hold my hand lest I



fall; Take my hand, pre-cious Lord, lead me home.





# Take My Hand Precious Lord

786

## REFRAIN

Pre - cious Lord, take my hand, lead me  
*Pre - cious Lord, take my hand,*

on, let me stand, I am tired, I am  
*lead me on, let me stand, I am tired,*

# Take My Hand Precious Lord

786

The image shows a musical score for the hymn 'Take My Hand Precious Lord'. It consists of two systems of music. Each system has a vocal line (treble clef) and a piano accompaniment line (bass clef). The key signature has three flats (B-flat, E-flat, A-flat), and the time signature is 4/4. The lyrics are: 'weak, I am weak, I am worn; Thru the storm, thru the night, lead me thru the lone - ly night'. The piano accompaniment features a steady bass line and chords that support the vocal melody. There are some long notes and rests in the piano part, particularly in the first system.

weak, I am weak, I am worn; Thru the  
*I am weak, I am worn;* *Thru the*

storm, thru the night, lead me  
*rug - ged storm* *lone - ly night*

# Take My Hand Precious Lord

786


on to the light; Take my  
*lead me on to the light; Take my*

hand, pre-cious Lord, lead me home.  
*wear - y hand,*



The image shows a musical score for the hymn "Take My Hand Precious Lord". It consists of two systems of music. Each system has a vocal line (treble clef) and a piano accompaniment line (bass clef). The key signature is three flats (B-flat, E-flat, A-flat), and the time signature is 4/4. The lyrics are: "on to the light; Take my hand, pre-cious Lord, lead me home." The piano accompaniment features a steady bass line and chords that support the vocal melody. The first system ends with a double bar line, and the second system continues the melody and accompaniment.

# Take My Hand Precious Lord

786



2. When the shad - ows ap - pear, and the night




draw - eth near, And the day is past and gone;





# Take My Hand Precious Lord


786



At the riv - er I stand, guide my feet, hold my



hand; Take my hand, pre-cious Lord, lead me home.



# Take My Hand Precious Lord

786

## REFRAIN

Pre - cious Lord, take my hand, lead me  
*Pre - cious Lord, take my hand,*

on, let me stand, I am tired, I am  
*lead me on, let me stand, I am tired,*

# Take My Hand Precious Lord

786

The image shows a musical score for the hymn 'Take My Hand Precious Lord'. It consists of two systems of music. Each system has a vocal line (treble clef) and a piano accompaniment line (bass clef). The key signature has three flats (B-flat, E-flat, A-flat), and the time signature is 4/4. The lyrics are: 'weak, I am weak, I am worn; Thru the storm, thru the night, lead me thru the lone - ly night'. The piano accompaniment features a steady bass line and chords that support the vocal melody. There are some musical notations like slurs and ties in the piano part.

weak, I am weak, I am worn; Thru the  
*I am weak, I am worn;* *Thru the*

storm, thru the night, lead me  
*rug - ged storm* *lone - ly night*

# Take My Hand Precious Lord

786

on to the light; Take my  
*lead me on to the light; Take my*

The first system of musical notation consists of two staves. The top staff is in treble clef with a key signature of three flats (B-flat, E-flat, A-flat) and a common time signature. It contains a melody with a long note on 'light;' and a final note on 'my'. The bottom staff is in bass clef with the same key signature and time signature, providing a harmonic accompaniment with chords and moving lines.

hand, pre-cious Lord, lead me home.  
*wear - y hand,*

The second system of musical notation also consists of two staves. The top staff continues the melody from the first system, ending with a final chord. The bottom staff continues the accompaniment, also ending with a final chord. The lyrics 'hand, pre-cious Lord, lead me home.' are aligned with the notes in the top staff, while the italicized phrase 'wear - y hand,' is positioned below the first two notes of the top staff.



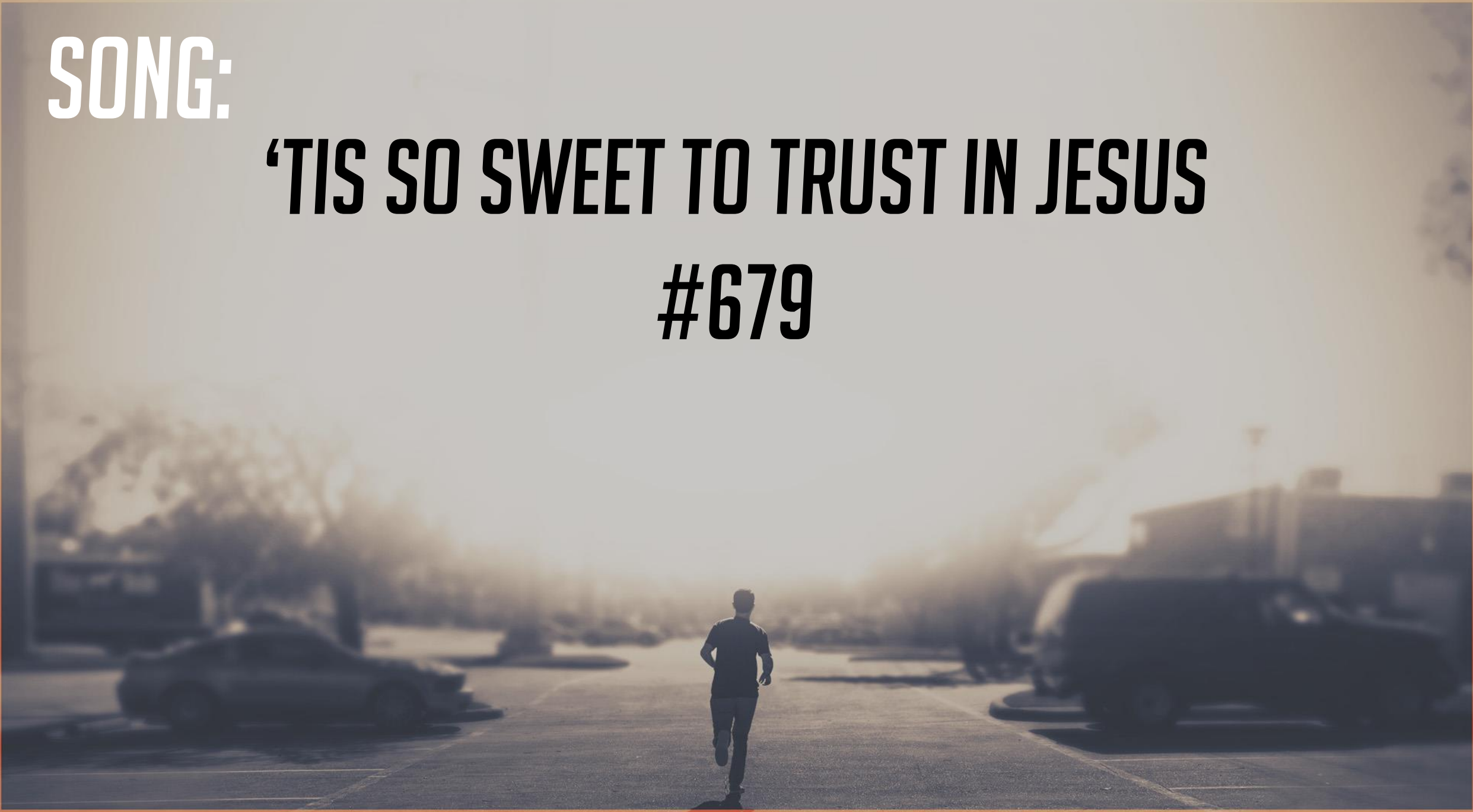
# ***OPENING PRAYER***



**SONG:**

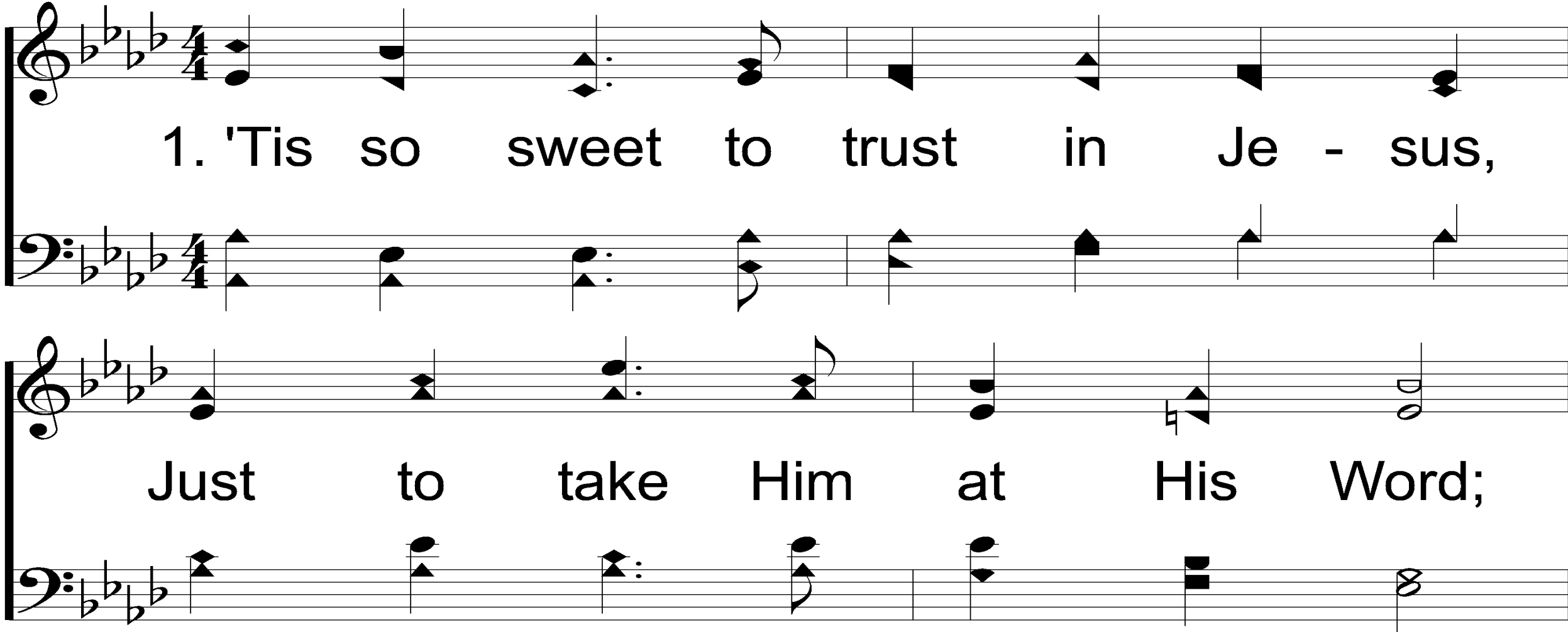
**'TIS SO SWEET TO TRUST IN JESUS**

**#679**



# 'Tis So Sweet To Trust In Jesus

679



1. 'Tis so sweet to trust in Je - sus,  
Just to take Him at His Word;

The image shows a musical score for the hymn 'Tis So Sweet To Trust In Jesus. It consists of two systems of music. Each system has a vocal line (treble clef) and a bass line (bass clef). The key signature is three flats (B-flat, E-flat, A-flat) and the time signature is 4/4. The lyrics are: 'Tis so sweet to trust in Je - sus, Just to take Him at His Word;


*Is. 12:2; Eph. 1:12; 1 Tim. 4:10*

Words: Louisa M. R. Stead

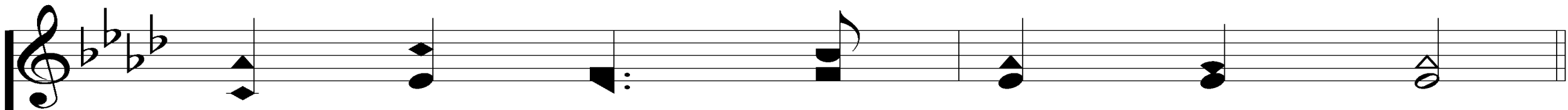
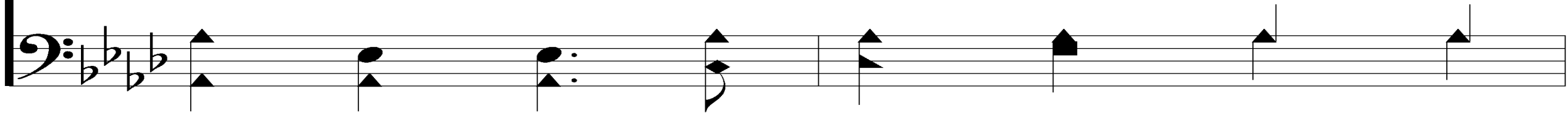
Music: William J. Kirkpatrick

# 'Tis So Sweet To Trust In Jesus


679



Just to rest up - on His prom - ise;




Just to know, "Thus saith the Lord."




# 'Tis So Sweet To Trust In Jesus

679


REFRAIN



Je - sus, Je - sus, how I trust Him;



How I've proved Him o'er and o'er;





# 'Tis So Sweet To Trust In Jesus


679



Je - sus, Je - sus, Pre - cious Je - sus!




O for grace to trust Him more.





# 'Tis So Sweet To Trust In Jesus


679



2. O, how sweet to trust in Je - sus,




Just to trust His cleans - ing blood,

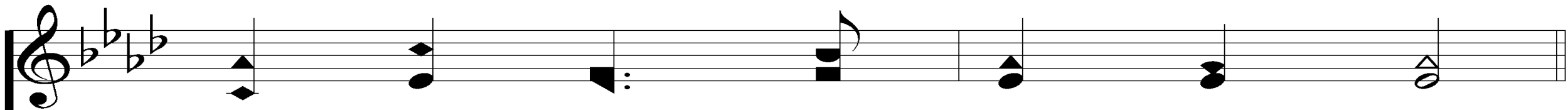


# 'Tis So Sweet To Trust In Jesus


679



Just in sim - ple faith to plunge me



'Neath the heal - ing cleans - ing flood.







# 'Tis So Sweet To Trust In Jesus

679


REFRAIN



Je - sus, Je - sus, how I trust Him;

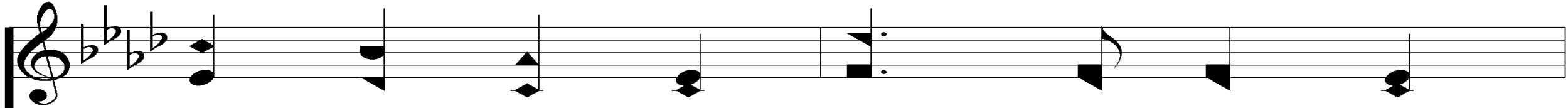


How I've proved Him o'er and o'er;





# 'Tis So Sweet To Trust In Jesus


679



Je - sus, Je - sus, Pre - cious Je - sus!




O for grace to trust Him more.





# 'Tis So Sweet To Trust In Jesus


679



3. Yes, 'tis sweet to trust in Je - sus,




Just from sin and self to cease;

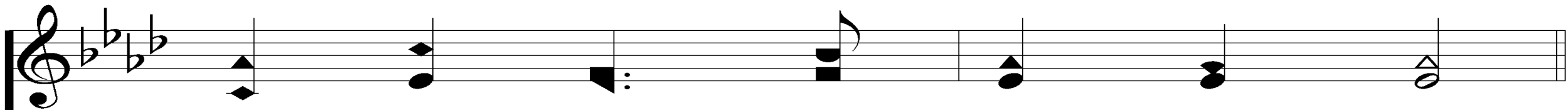
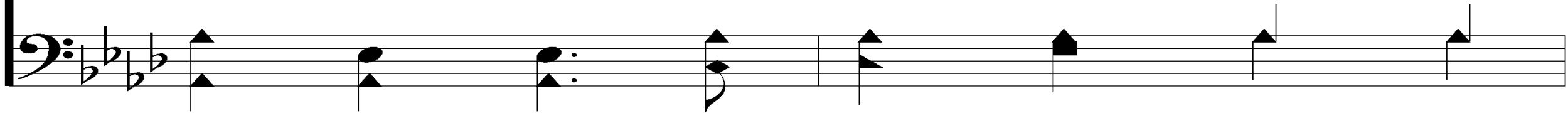


# 'Tis So Sweet To Trust In Jesus


679



Just from Je - sus sim - ply tak - ing



Life, and rest, and joy, and peace.



# 'Tis So Sweet To Trust In Jesus

679

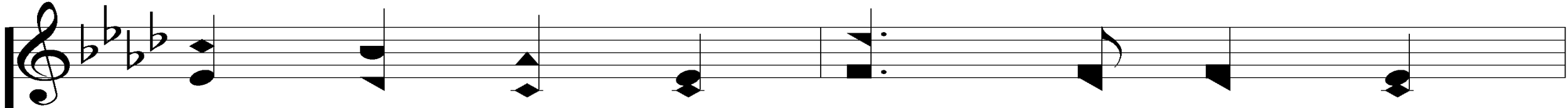
REFRAIN

Je - sus, Je - sus, how I trust Him;



How I've proved Him o'er and o'er;

# 'Tis So Sweet To Trust In Jesus


679



Je - sus, Je - sus, Pre - cious Je - sus!




O for grace to trust Him more.





# 'Tis So Sweet To Trust In Jesus


679



4. I'm so glad I learned to trust Thee,




Pre - cious Je - sus, Sav - ior, Friend;

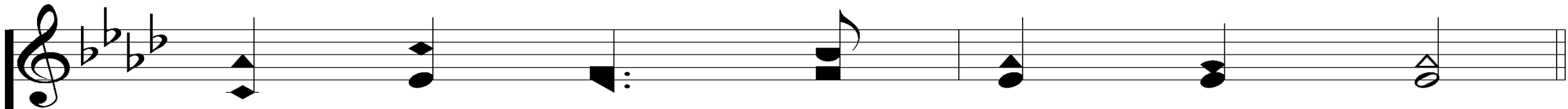


# 'Tis So Sweet To Trust In Jesus


679



And I know that Thou art with me,



Wilt be with me to the end.






# 'Tis So Sweet To Trust In Jesus

679


REFRAIN




Je - sus, Je - sus, how I trust Him;



Je - sus, Je - sus, how I trust Him;



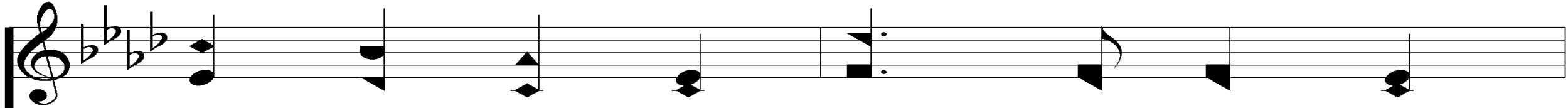
How I've proved Him o'er and o'er;





How I've proved Him o'er and o'er;

# 'Tis So Sweet To Trust In Jesus


679



Je - sus, Je - sus, Pre - cious Je - sus!



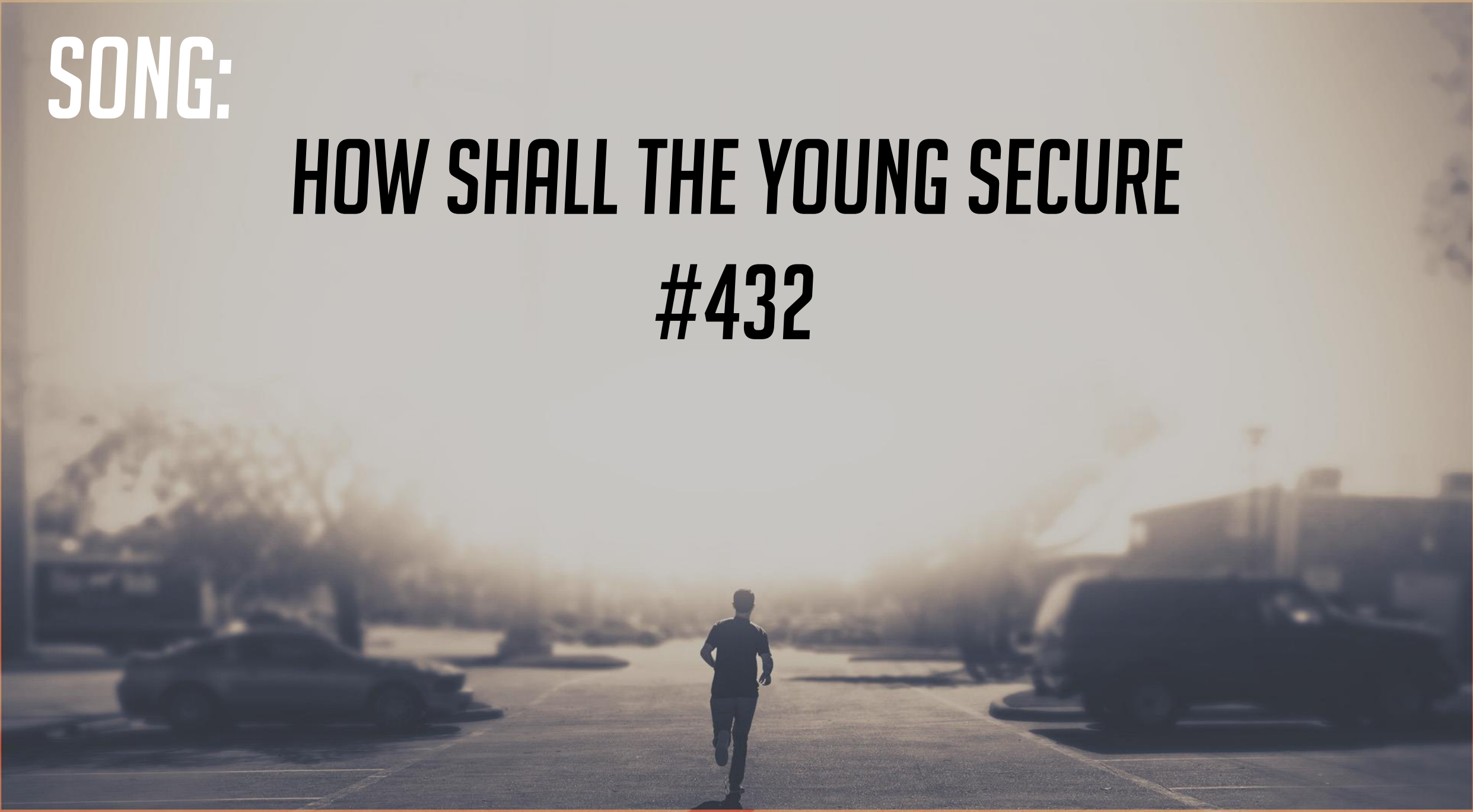
O for grace to trust Him more.



**SONG:**

**HOW SHALL THE YOUNG SECURE**

**#432**



# How Shall the Young Secure

432

1. How shall the young se - cure their hearts,

And guard their lives from sin?

*Ps. 119:9*

Words: Isaac Watts, 1674-1748

Music: Ludwig van Beethoven

# How Shall the Young Secure

432

Thy word the choic - est rules im - parts To

keep the con - science clean, To  
*1. To keep the con - science*  
To keep the con - science

# How Shall the Young Secure

432

The image shows a musical score for the hymn 'How Shall the Young Secure'. It consists of two staves: a treble staff on top and a bass staff on the bottom. The key signature is one sharp (F#), and the time signature is 4/4. The lyrics are written below the staves, with some words in italics. The lyrics are: 'keep clean, the con - science clean. clean, To keep the con - science clean!'.

keep clean, the con - science clean.  
*clean, To keep the con - science clean!*

*clean, To keep the con - science clean!*

# How Shall the Young Secure

432

2. 'Tis, like the sun, a heav'n - ly light,

The first system of musical notation is in treble clef with a key signature of three sharps (F#, C#, G#) and a 4/4 time signature. It begins with a half note G4, followed by a quarter note F#4, and then a series of quarter notes: E4, D4, C4, B3, A3, G3, F3, and E3. The lyrics '2. 'Tis, like the sun, a heav'n - ly light,' are aligned with the notes. Below the treble staff is a bass staff with the same key signature and time signature, starting with a half note G2, followed by quarter notes F#2, E2, D2, C2, B1, A1, G1, and F1.

That guides us all the day;

The second system of musical notation continues in the same key signature and time signature. The treble staff has quarter notes G3, F#3, E3, D3, C3, B2, A2, and G2, with a final half note G2. The lyrics 'That guides us all the day;' are aligned with the notes. The bass staff continues with quarter notes G1, F#1, E1, D1, C1, B0, A0, and G0, with a final half note G0.

# How Shall the Young Secure

432

And, thru the dan - gers of the night, A

lamp to lead our way, A  
*A lamp to lead our*

*A lamp to lead our*



# How Shall the Young Secure

432

lamp to lead our way.  
way, A lamp to lead our way.

way, A lamp to lead our way.

The image shows a musical score for the hymn 'How Shall the Young Secure'. It consists of two staves: a treble staff at the top and a bass staff at the bottom. The key signature is three sharps (F#, C#, G#). The treble staff begins with a treble clef and a key signature of three sharps. The bass staff begins with a bass clef and a key signature of three sharps. The lyrics are written below the staves. The first line of lyrics is 'lamp to lead our way.' and the second line is 'way, A lamp to lead our way.' The third line of lyrics is 'way, A lamp to lead our way.' The musical notation includes various note values, rests, and phrasing slurs.

# How Shall the Young Secure

432

3. Thy word is ev - er - last - ing truth;

The first system of music features a treble clef staff with a key signature of three sharps (F#, C#, G#) and a 4/4 time signature. The melody begins with a half note chord (F#4, C#5) followed by a quarter note (G#4), then a half note (F#4) with a fermata. The bass clef staff provides accompaniment with a half note (F#3) and quarter notes (C#4, G#3, F#3, E3, D3, C#3).

How pure is ev - 'ry page!

The second system continues the melody in the treble clef staff, starting with a half note (F#4), followed by quarter notes (G#4, A4, B4, C5), and ending with a half note (F#4) with a fermata. The bass clef staff accompaniment includes a half note (F#3), quarter notes (C#4, G#3, F#3, E3, D3, C#3), and a dotted half note (F#3) with a fermata.

# How Shall the Young Secure

432

That ho - ly book shall guide our youth, And

well sup - port our age, And  
*And well sup - port our*

# How Shall the Young Secure

432

The image shows a musical score for the hymn 'How Shall the Young Secure'. It consists of two staves: a treble clef staff at the top and a bass clef staff at the bottom. The key signature is three sharps (F#, C#, G#). The melody is written in a simple, hymn-like style with various note values and rests. The lyrics are written below the notes, with some words in italics. The lyrics are: 'well age, sup - port our age. And well sup - port our age. age, And well sup - port our age.' The score ends with a double bar line.

well age, sup - port our age.  
*And well sup - port our age.*

age, *And well sup - port our age.*

# SCRIPTURE READING:

1 COR. 13:8-10



A stylized graphic of a flame or fire, composed of overlapping, semi-transparent shapes in shades of orange, red, and dark blue. The shapes are layered to create a sense of depth and movement, resembling tongues of fire. The background is a solid, muted green color.

# The Holy Spirit

The Biblical View

# His Work in the Old Testament

## **4 Categories:**

1. Enhanced God's Creation
2. Endorsed God's Anointed
3. Empowered God's Workers
4. Encouraged God's People



# His Work in the Life of Jesus

## **4 Categories:**

1. Enhanced God's Creation
2. Endorsed God's Anointed
3. Empowered God's Workers
4. Encouraged God's People





# His Work in the Apostles' Lives

## 4 Categories:

1. Enhanced God's Creation
2. Endorsed God's Anointed
3. Empowered God's Workers
4. Encouraged God's People



# The Holy Spirit & The Apostles

## He would Guide Them into All Truth

1. Remembrance of the Past
2. Wisdom for the Present
3. Knowledge of the Future



# God's Word: From God To Us

**Father**



**Son**



**Spirit**



**Apostles**



**Bible**



**Us**



# What Is The Importance?

**All Truth Has Been Given**  
No More Revelation Needed

2 Tim. 3:16-17

2 Pet. 1:3

Gal. 1:6-9



A stylized graphic of a flame or fire, composed of overlapping, semi-transparent shapes in shades of orange, red, and dark blue. The shapes are layered to create a sense of depth and movement, resembling tongues of fire. The background is a solid, muted greenish-grey color.

# The Holy Spirit

His Work In Our Lives

# What He Stopped Doing

## He Finished...

...the Work of Creation (Gen. 2:1)



# What He Stopped Doing

## He Finished...

...the Work of Creation (Gen. 2:1)

...the Work of Jesus on Earth (Jn. 19:30)



# What He Stopped Doing

## He Finished...

...the Work of Creation (Gen. 2:1)

...the Work of Jesus on Earth (Jn. 19:30)

...the Work of Inspiration (Jn. 16:13-14)





# What He Stopped Doing

## He Finished...

...the Work of Creation (Gen. 2:1)

...the Work of Jesus on Earth (Jn. 19:30)

...the Work of Inspiration (Jn. 16:13-14)

...the Work of Miraculous Gifts (1 Cor. 13:8-11)



# He Stopped...

## **...Giving Direct Revelation**

Matt. 10:19-20

2 Tim. 3:16-17



# He Stopped...

## ...Giving Direct Knowledge of Tongues

Acts 2:4

1 Cor. 14:26-28



# He Stopped...

## ...Giving Miraculous Healings

Mk. 16:20

Jn. 20:30-31

Acts 8:14-19



# His Work in Our Lives

## **4 Categories:**

1. Enhanced God's Creation
2. Endorsed God's Anointed
3. Empowered God's Workers
4. Encouraged God's People



# He Continues...

**...To Endorse God's Anointed  
Prophets – Rom. 10:14**



# He Continues...

**...To Endorse God's Anointed**

**Prophets – Rom. 10:14**

**Priests & Kings – Rev. 1:6, 5:10**



# He Continues...

## **...To Enhance God's Creation**

### Convicting of Sin

Jn. 16:7-8





# He Continues...

**...To Enhance God's Creation**

Sanctifying For God's Service

Eph. 4:24

2 Tim. 3:17

2 Cor. 7:1



# He Continues...

**...To Empower God's Workers**

Giving Messages To God's People

2 Tim. 3:16-17

Jn. 6:44-45

Jude 3



# He Continues...

**...To Empower God's Workers**

Giving Practical Wisdom

Gal. 5:22-23



# He Continues...

## **...To Empower God's Workers**

### Giving Strength

### Rom. 8:26-27



# He Continues...

**...To Encourage God's People**

Acts 15:32

1 Thess. 4:18

1 Pet. 5:10



# How Does He Work Today?

## Through the Word of God

1 Cor. 13:11

2 Tim. 3:16-17

Heb. 4:12



# He Can Be Resisted

Acts 7:51




Are You  
**Resisting**  
The Holy Spirit?






# O Heart Bowed Down With Sorrow

932




The first system of music is written on a treble clef staff in 3/4 time. It consists of ten measures. The notes are: G4 (quarter), G4 (quarter), G4 (quarter), F4 (quarter), E4 (quarter), D4 (quarter), C4 (quarter), B3 (quarter), A3 (quarter), and G3 (quarter). There are repeat signs after the second and eighth measures.

1. O heart bowed down with sor - row! O eyes that

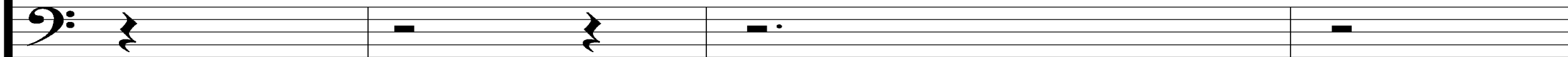


The first system of music is written on a bass clef staff in 3/4 time. It consists of ten measures, each containing a whole note: G3, G3, G3, F3, E3, D3, C3, B2, A2, and G2.



The second system of music is written on a treble clef staff in 3/4 time. It consists of ten measures. The notes are: G4 (quarter), F4 (quarter), E4 (quarter), D4 (quarter), C4 (quarter), B3 (quarter), A3 (quarter), G3 (quarter), F3 (quarter), and E3 (quarter). There are repeat signs after the fourth and eighth measures.

long for sight! There's glad - ness in be - liev - ing,



The second system of music is written on a bass clef staff in 3/4 time. It consists of ten measures, each containing a whole note: G3, G3, G3, F3, E3, D3, C3, B2, A2, and G2.

# O Heart Bowed Down With Sorrow

932

The image shows a musical score for the hymn "O Heart Bowed Down With Sorrow". It consists of two staves. The upper staff is in treble clef with a key signature of one flat (B-flat). The melody is: In (G4), Je (F4), - (F4), sus (E4), there (D4), is (C#4), light. (B3). The lower staff is in bass clef and contains a simple accompaniment: a quarter rest, a dotted half note (F3), and another dotted half note (F3).

In Je - sus there is light.

# O Heart Bowed Down With Sorrow

932

## REFRAIN

"Come un-to me, All ye that  
*Come, O come, come un-to Me, Come, O come,*

la - bor And are heav-y la - den,  
*all ye that la-bor, Come O come, heav-y la - den souls,*

# O Heart Bowed Down With Sorrow

932

And I will give you rest.  
*I will give you rest!*

The first system of music features a treble clef staff with a key signature of one sharp (F#) and a common time signature. The melody begins with a quarter note G4, followed by a half note A4 with a sharp sign above it, and a quarter note B4. A slur covers the next three notes: a quarter note C5, a quarter note B4, and a quarter note A4. The melody then descends through G4, F#4, E4, and D4. A dynamic marking of *p* (piano) is placed above the final note, D4, which is a half note. The system concludes with a double bar line and repeat signs.

Take My yoke up-on you, And learn  
*Come, O come, come, take My yoke, Come, O come,*

The second system of music continues with the treble clef staff. It begins with a half note G4, followed by a quarter note A4, a quarter note B4, and a quarter note C5. A slur covers the next three notes: a quarter note B4, a quarter note A4, and a quarter note G4. The melody then descends through F#4, E4, and D4. The system concludes with a double bar line and repeat signs.

The bass clef staff in the second system features a series of chords. It starts with a quarter note G2, followed by a quarter note F#2, and a quarter note E2. A double bar line follows. The next part consists of four chords: a half note G2, a half note F#2, a half note E2, and a half note D2. A double bar line follows. The final part consists of three chords: a half note G2, a half note F#2, and a half note E2.

# O Heart Bowed Down With Sorrow

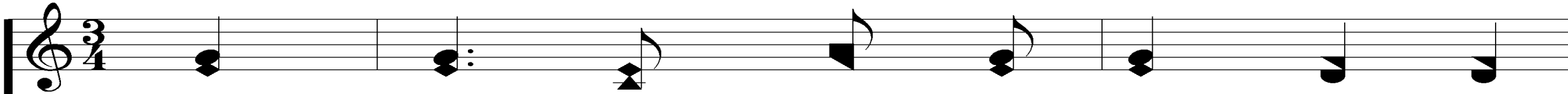
932

of Me; For I am meek and  
*come, learn of Me; For I am meek and*

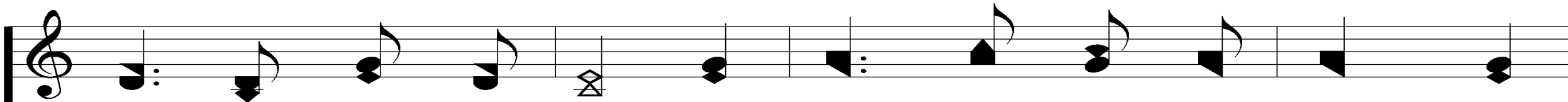

low-ly in heart: And ye shall find rest un-to your souls."  
*Rit.*

# O Heart Bowed Down With Sorrow

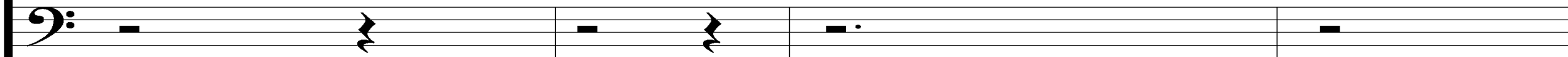
932



2. Earth's fleet - ing gain and plea - sure Can



nev - er sat - is - fy: 'Tis love our joy doth mea - sure,



# O Heart Bowed Down With Sorrow

932

For love can nev - er die.

The image shows a musical score for the hymn 'O Heart Bowed Down With Sorrow'. It consists of two staves: a treble clef staff for the melody and a bass clef staff for the bass line. The melody is written in a key with one flat (B-flat major or D minor) and a common time signature. The lyrics are 'For love can nev - er die.' The word 'nev' is hyphenated to 'er'. The melody features a series of eighth and quarter notes, followed by a long note with a fermata over the final 'die.'. The bass line is simple, with a few notes and rests.

# O Heart Bowed Down With Sorrow

932

## REFRAIN

"Come un-to me, All ye that  
*Come, O come, come un-to Me, Come, O come,*

la - bor And are heav-y la - den,  
*all ye that la-bor, Come O come, heav-y la - den souls,*



# O Heart Bowed Down With Sorrow

932

And I will give you rest.  
*I will give you rest!*

The first system of music features a treble clef staff with a key signature of one sharp (F#) and a common time signature. The melody begins with a quarter note G4, followed by a half note A4 with a sharp sign above it. A slur covers the next four notes: B4, C5, B4, and A4. The final note of the phrase is a half note G4 with a *p* dynamic marking above it. The bass clef staff provides a simple accompaniment with quarter notes G2, F2, E2, and D2, followed by a half note G2.

Take My yoke up-on you, And learn  
*Come, O come, come, take My yoke, Come, O come,*

The second system continues the melody in the treble clef staff. It starts with a half note G4, followed by a quarter note A4, a quarter note B4, and a quarter note C5. A slur covers the next four notes: B4, A4, G4, and F4. The melody then descends through E4, D4, C4, and B3. The bass clef staff accompaniment consists of quarter notes G2, F2, E2, and D2, followed by a half note G2.

# O Heart Bowed Down With Sorrow

932

of Me; For I am meek and  
*come, learn of Me; For I am meek and*

low-ly in heart: And ye shall find rest un-to your souls."  
*Rit.*

# O Heart Bowed Down With Sorrow

932

The first system of music is written on a treble clef staff in 3/4 time. It consists of ten measures. The notes are: G4 (quarter), A4 (quarter), B4 (quarter), C5 (quarter), B4 (quarter), A4 (quarter), G4 (quarter), F4 (quarter), E4 (quarter), and D4 (quarter).

3. His peace is like a riv - er, His love is

The first system of music is written on a bass clef staff in 3/4 time. It consists of ten measures, each containing a whole note: G3, A3, B3, C4, B3, A3, G3, F3, E3, and D3.

The second system of music is written on a treble clef staff in 3/4 time. It consists of ten measures. The notes are: E4 (quarter), D4 (quarter), C4 (quarter), B3 (quarter), A3 (quarter), G3 (quarter), F3 (quarter), E3 (quarter), D3 (quarter), and C3 (quarter).

like a song; His yoke's a bur - den nev - er,

The second system of music is written on a bass clef staff in 3/4 time. It consists of ten measures, each containing a whole note: E3, D3, C3, B2, A2, G2, F2, E2, D2, and C2.

# O Heart Bowed Down With Sorrow

932

'Tis eas - y all day long.

The image shows a musical score for the hymn 'O Heart Bowed Down With Sorrow'. It consists of two staves. The top staff is in treble clef with a key signature of one flat (B-flat). The melody is: G4 (quarter), F4 (quarter), E4 (half), D4 (quarter), C4 (quarter), B3 (quarter), A3 (quarter), G3 (half). The bottom staff is in bass clef and contains a single note, G2 (half), which serves as the bass line for the melody. The lyrics are: 'Tis eas - y all day long.

# O Heart Bowed Down With Sorrow

932

## REFRAIN

"Come un-to me, All ye that  
*Come, O come, come un-to Me, Come, O come,*

la - bor And are heav-y la - den,  
*all ye that la-bor, Come O come, heav-y la - den souls,*

# O Heart Bowed Down With Sorrow

932

And I will give you rest.  
*I will give you rest!*

The first system of music features a treble clef staff with a key signature of one sharp (F#) and a common time signature. The melody begins with a quarter note G4, followed by a half note A4 with a sharp sign above it, and a quarter note B4. A slur covers the next two notes: a quarter note C5 and a quarter note B4. This is followed by a quarter note A4, a quarter note G4, and a quarter note F#4. A dynamic marking *p* is placed above the F#4 note. The melody concludes with a half note E4 and a quarter note D4. The bass clef staff provides accompaniment with a quarter note G2, a half note F#2, and a quarter note E2. A slur covers the next two notes: a quarter note D2 and a quarter note C2. This is followed by a quarter note B1, a quarter note A1, and a quarter note G1. The system ends with a double bar line.

Take My yoke up-on you, And learn  
*Come, O come, come, take My yoke, Come, O come,*

The second system of music continues with the same treble clef staff. The melody starts with a half note G4, followed by a quarter note A4, a quarter note B4, and a quarter note C5. A slur covers the next two notes: a quarter note B4 and a quarter note A4. This is followed by a quarter note G4, a quarter note F#4, a quarter note E4, and a quarter note D4. A dynamic marking *p* is placed above the E4 note. The melody concludes with a half note C4 and a quarter note B3. The bass clef staff provides accompaniment with a quarter note G2, a quarter note F#2, and a quarter note E2. A slur covers the next two notes: a quarter note D2 and a quarter note C2. This is followed by a quarter note B1, a quarter note A1, and a quarter note G1. The system ends with a double bar line.

# O Heart Bowed Down With Sorrow

932

of Me; For I am meek and  
*come, learn of Me; For I am meek and*

low-ly in heart: And ye shall find rest un-to your souls."  
*Rit.*

# OUR CONTRIBUTION

**ACTS 20:35**

**“I HAVE SHOWN YOU IN EVERY WAY, BY LABORING LIKE THIS, THAT YOU MUST SUPPORT THE WEAK. AND REMEMBER THE WORDS OF THE LORD JESUS, THAT HE SAID, ‘IT IS MORE BLESSED TO GIVE THAN TO RECEIVE.’”**





**SONG:**

**THOMAS' SONG**

**#269**



# Thomas' Song

269

1. Je - sus, you were all to me, why

did You die on Cal - va - ry?

# Thomas' Song

269

O Lamb of God I fail to see


The first system of musical notation consists of a treble clef staff and a bass clef staff, both in a key signature of three flats (B-flat, E-flat, A-flat). The treble staff contains a melody of eighth and quarter notes. The bass staff provides a harmonic accompaniment with chords and single notes.

How this could be part of the plan.



The second system of musical notation continues the melody and accompaniment from the first system. It features the same treble and bass clef staves and key signature. The treble staff melody concludes with a quarter note followed by a fermata. The bass staff accompaniment also concludes with a quarter note followed by a fermata.

# Thomas' Song


269



They say that You're a - live a - gain, but




I saw death and ev - 'ry sin


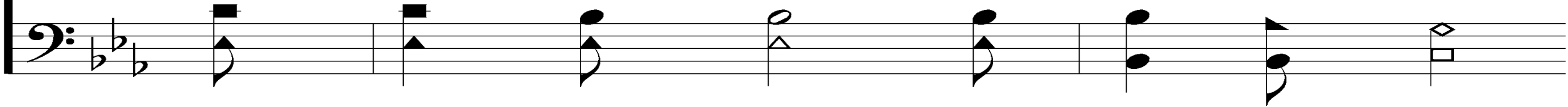


# Thomas' Song


269



Reach out to claim their dark - est win.




How could this be part of the plan?





# Thomas' Song


269



If I could on - ly hold Your hand, and




touch the scars where nails were driv - en;





# Thomas' Song


269



I would need to feel Your side where ho-ly flesh by



spear was riv - en. Then I'd be - lieve,



# Thomas' Song

269

on - ly then I'd be - lieve Your

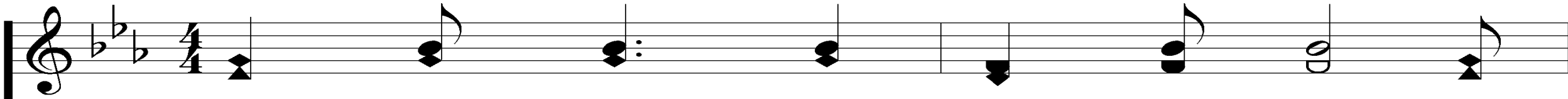
cru - el death was part of a heav - en - ly plan.

The musical score consists of two systems. The first system has a vocal line in treble clef and a piano accompaniment in bass clef. The second system also has a vocal line in treble clef and a piano accompaniment in bass clef. The key signature is three flats (B-flat, E-flat, A-flat), and the time signature is 4/4. The lyrics are: 'on - ly then I'd be - lieve Your cru - el death was part of a heav - en - ly plan.'




# Thomas' Song


269



3. Ho - ly pre - sence, ho - ly face; A




vis - ion fill - ing time and space.

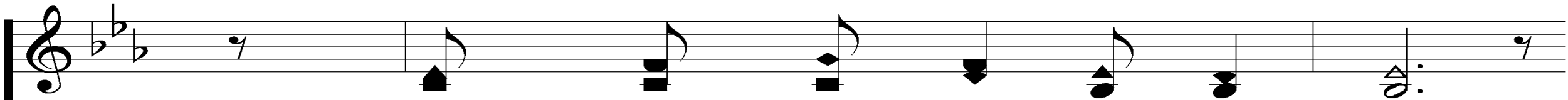



# Thomas' Song


269




Your near - ness makes my spir - it race.





Could this be part of the plan?

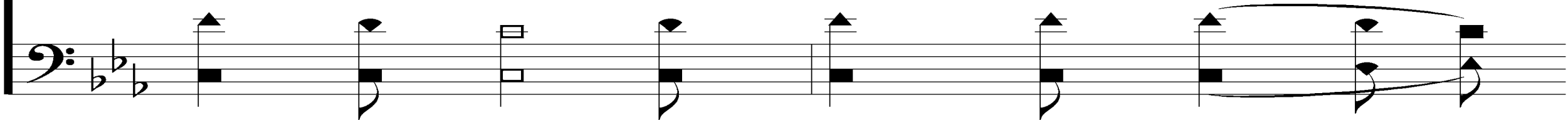




I see the wounds that caused the cry, from




heav - en, o - cean, earth and sky;





# Thomas' Song


269



When peo - ple watched their Sav - ior die.




Could this be part of the plan?





# Thomas' Song


269



Reach - ing out to hold Your hand, and




touch the scars where nails were driv - en;





# Thomas' Song


269



Com - ing near I feel Your side where





ho - ly flesh by spear was riv - en.




# Thomas' Song



Now I be-lieve, Je-sus, now I be-lieve



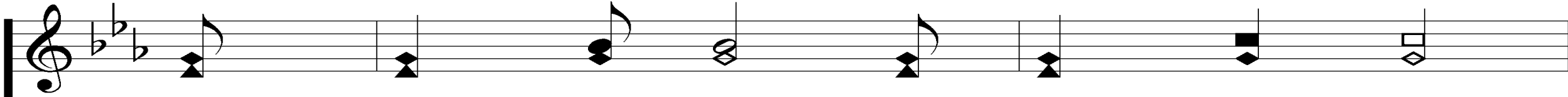
Your cru-el death was part of a heav-en-ly plan.





# Thomas' Song

CODA


269



I proud - ly say with bla - zon cry:



"You are my Lord and my God."





# ***THE LORD'S SUPPER***


***ACTS 20:7***



# THE UNLEAVENED BREAD

## ROMANS 8:1-2

**“THERE IS THEREFORE NOW NO CONDEMNATION TO THOSE WHO ARE IN CHRIST JESUS, WHO DO NOT WALK ACCORDING TO THE FLESH, BUT ACCORDING TO THE SPIRIT. FOR THE LAW OF THE SPIRIT OF LIFE IN CHRIST JESUS HAS MADE ME FREE FROM THE LAW OF SIN AND DEATH.”**



# THE FRUIT OF THE VINE

## ROMANS 8:31-32

**“WHAT THEN SHALL WE SAY TO THESE THINGS? IF GOD IS FOR US, WHO CAN BE AGAINST US? HE WHO DID NOT SPARE HIS OWN SON, BUT DELIVERED HIM UP FOR US ALL, HOW SHALL HE NOT WITH HIM ALSO FREELY GIVE US ALL THINGS?”**



# ***CLOSING PRAYER***



**SONG:**


***JUST A LITTLE TALK WITH JESUS***

**#959**





# Just A Little Talk With Jesus


959



1. I once was lost in sin but Je-sus took me in, And



then a lit - tle light from heav - en filled my soul;




© 1937 by Stamps-Baxter Music Co. Renewal 1965.  
All Rights Reserved.

Words & Music: Cleavant Derricks



Presentation © 2006 Taylor Publications

# Just A Little Talk With Jesus


959



It bathed my heart in love and wrote my name a-bove,



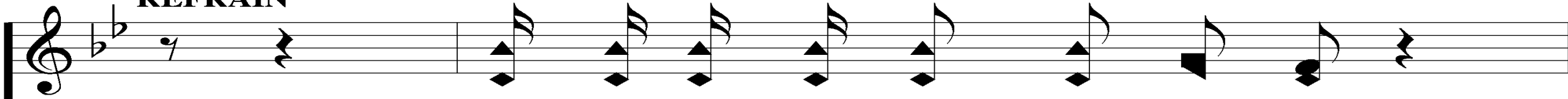
And just a lit-tle talk with Je-sus made me whole.





# Just A Little Talk With Jesus

959


## REFRAIN



*Now let us* Have a lit - tle talk with Je - sus, *let us*




tell Him all a - bout our trou - bles, *He will*






# Just A Little Talk With Jesus


959



Hear our faint-est cry *and He will* an-swer by and by;




*Now when you* Feel a lit-tle pray'r-ful yearn-ing, *as your*




# Just A Little Talk With Jesus

959



heart un - to heav - en is turn - ing, *You will*




Find a lit - tle talk with Je - sus makes it right. *it makes it right.*





# Just A Little Talk With Jesus


959



2. Some-times my path seems drear, with-out a ray of cheer,




And then a cloud of doubt may hide the light of day;




# Just A Little Talk With Jesus


959



The mists of sin may rise and hide the star-ry skies,



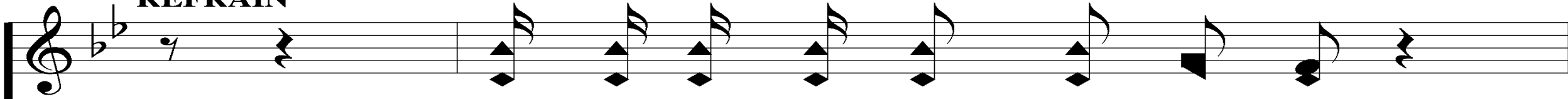
But just a lit-tle talk with Je-sus clears the way.




# Just A Little Talk With Jesus

959


## REFRAIN



*Now let us* Have a lit - tle talk with Je - sus, *let us*



tell Him all a - bout our trou - bles, *He will*



# Just A Little Talk With Jesus

959




Hear our faint-est cry *and He will* an-swer by and by;




*Now when you* Feel a lit-tle pray'r-ful yearn-ing, *as your*

# Just A Little Talk With Jesus

959



heart un - to heav - en is turn - ing, *You will*




Find a lit - tle talk with Je - sus makes it right. *it makes it right.*





# Just A Little Talk With Jesus


959



3. I may have doubts and fears, my eyes be filled with tears,




But Je - sus is a Friend who watch - es day and night;



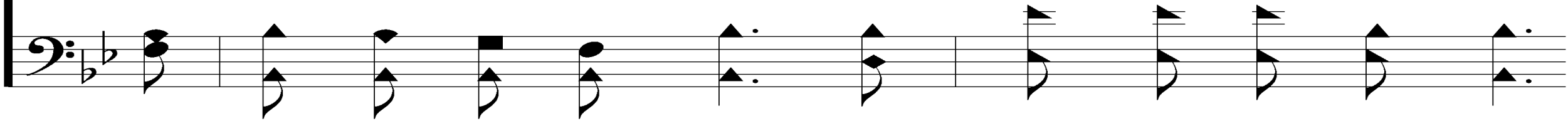


# Just A Little Talk With Jesus


959



I go to Him in prayer, He knows my ev - 'ry care,



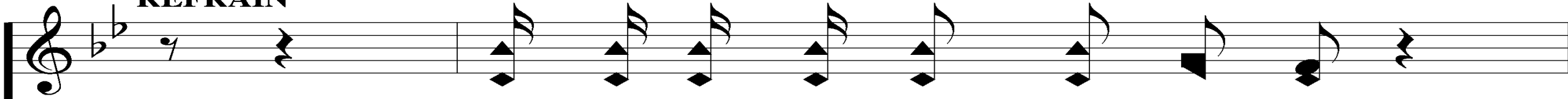
And just a lit - tle talk with Je - sus makes it right.




# Just A Little Talk With Jesus

959


## REFRAIN



*Now let us* Have a lit - tle talk with Je - sus, *let us*



tell Him all a - bout our trou - bles, *He will*



# Just A Little Talk With Jesus

959



Hear our faint-est cry *and He will* an-swer by and by;



*Now when you* Feel a lit-tle pray'r-ful yearn-ing, *as your*

# Just A Little Talk With Jesus

959

heart un - to heav - en is turn - ing, *You will*

Find a lit - tle talk with Je - sus makes it right. *it makes it right.*

The image shows a musical score for the hymn 'Just A Little Talk With Jesus'. It consists of four staves. The first two staves are for the first line of music, and the last two are for the second line. Each line has a treble clef staff on top and a bass clef staff on the bottom. The key signature is one flat (B-flat). The lyrics are written below the treble clef staves. The first line of music ends with a fermata over the final note. The second line of music also ends with a fermata. The lyrics for the first line are 'heart un - to heav - en is turn - ing, You will' and for the second line are 'Find a lit - tle talk with Je - sus makes it right. it makes it right.' The words 'You will' and 'it makes it right.' are in italics.

**WEDNESDAY**

**WORSHIP & CLASSES @ 6:30 PM**

**TODAY**

**EVENING WORSHIP @ 6 PM**

