

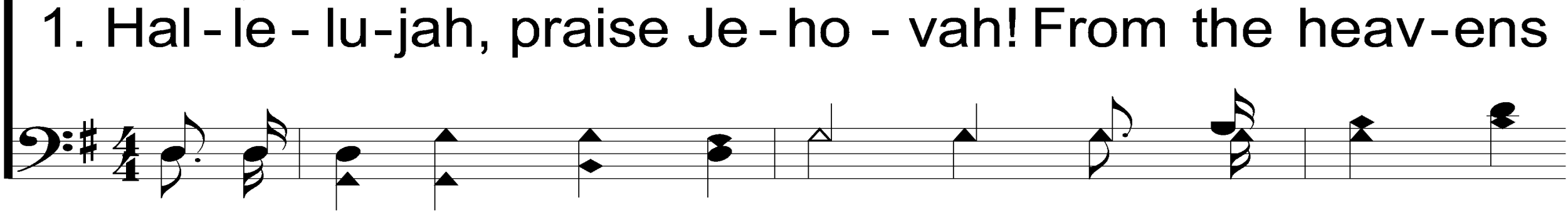


# Hallelujah, Praise Jehovah!

3



1. Hal - le - lu - jah, praise Je - ho - vah! From the heav - ens




praise His name; Praise Je - ho - vah in the high - est;





# Hallelujah, Praise Jehovah!


3



All His an-gels praise pro-claim. All His hosts to-geth-er



praise Him, Sun and moon and stars on high;



# Hallelujah, Praise Jehovah!

3

Praise Him, O ye heav'n of heav - ens,  
And ye floods a - bove the sky.

The musical score is written in G major (one sharp) and 3/4 time. It consists of four staves. The first two staves are for the vocal line, with the treble clef staff above the lyrics and the bass clef staff below. The last two staves are for the piano accompaniment, with the treble clef staff above the lyrics and the bass clef staff below. The lyrics are: "Praise Him, O ye heav'n of heav - ens, And ye floods a - bove the sky." The music features a variety of note values including quarter, eighth, and sixteenth notes, as well as rests and ties. The piano accompaniment provides a harmonic foundation for the vocal line.

# Hallelujah, Praise Jehovah!

3

REFRAIN

Let them prais - es give Je -  
*Let them prais - es*

ho - vah, For His name a - lone is high,

# Hallelujah, Praise Jehovah!

3

The musical score is written for voice and piano. It consists of four systems of music. The first system has a vocal line in treble clef with a key signature of one sharp (F#) and a piano line in bass clef. The vocal line begins with a half note G4, followed by a quarter note A4, and then a long note G4 with a fermata. The piano line starts with a quarter rest, followed by a half note G2, and then a series of quarter notes: A2, B2, C3, D3, E3, F#3, G3, A3, B3, C4. The second system continues the vocal line with the lyrics 'And His glo - ry is ex - alt - ed, And His' and the piano line with 'And His glo - ry'. The third system continues with 'glo - ry is ex - alt - ed,' and the piano line with 'And His glo - ry'. The fourth system concludes with 'And His glo - ry' in the vocal line and 'And His glo - ry' in the piano line. Dynamics include *pp* (pianissimo) and *p* (piano).

And His glo - ry is ex - alt - ed, And His  
*And His glo - ry*

*p*  
glo - ry is ex - alt - ed,  
*And His glo - ry*

# Hallelujah, Praise Jehovah!

3

*ff*

And His glo - ry is ex -


*And His glo - ry*

alt - ed Far a - bove the earth and sky.



The musical score consists of four staves. The top staff is a vocal line in treble clef with a key signature of one sharp (F#). It begins with a forte (*ff*) dynamic marking. The lyrics are: "And His glo - ry is ex -". The second staff is a piano accompaniment line in bass clef. The third staff is another vocal line in treble clef, with lyrics: "alt - ed Far a - bove the earth and sky.". The fourth staff is a piano accompaniment line in bass clef. The score concludes with a double bar line.

# Hallelujah, Praise Jehovah!

3



2. Let them prais-es give Je-ho - vah! They were made at




His com-mand; Them for - ev - er He es - tab - lished:





# Hallelujah, Praise Jehovah!


3



His de - cree shall ev - er stand. From the



earth, O praise Je-ho - vah, All ye floods, ye drag-ons all,





# Hallelujah, Praise Jehovah!

3

Fire and hail and snow and va - pors,

Storm - y winds that hear Him call.

The musical score is written for voice and piano. It consists of four systems. The first system contains the vocal line and piano accompaniment for the first two phrases. The second system contains the vocal line and piano accompaniment for the second two phrases. The key signature is one sharp (F#), and the time signature is 3/4. The piano accompaniment features a steady bass line and chords that support the vocal melody.

# Hallelujah, Praise Jehovah!

3

REFRAIN

Let them prais - es give Je -  
*Let them prais - es*

ho - vah, For His name a - lone is high,

# Hallelujah, Praise Jehovah!

3

The musical score is written for voice and piano. It consists of four systems of music. The first system has a vocal line in treble clef with a key signature of one sharp (F#) and a piano line in bass clef. The vocal line begins with a *pp* dynamic marking. The lyrics for this system are "And His glo - ry is ex - alt - ed, And His" with a second line of lyrics "And His glo - ry" in italics. The second system continues the vocal line with the lyrics "glo - ry is ex - alt - ed," and "And His glo - ry" in italics. The piano accompaniment consists of chords and single notes in the bass clef, providing harmonic support for the vocal melody.

# Hallelujah, Praise Jehovah!

3

*ff*

And His glo - ry is ex -

*And His glo - ry*

alt - ed Far a - bove the earth and sky.

The musical score consists of four staves. The top staff is a vocal line in treble clef with a key signature of one sharp (F#). It begins with a dynamic marking of *ff*. The lyrics are: "And His glo - ry is ex -". The second staff is a piano accompaniment line in bass clef with a key signature of one sharp. The third staff is another vocal line in treble clef with a key signature of one sharp. The lyrics are: "alt - ed Far a - bove the earth and sky.". The fourth staff is a piano accompaniment line in bass clef with a key signature of one sharp. The score concludes with a double bar line.

# Hallelujah, Praise Jehovah!


3

3. All ye fruit - ful trees and ce - dars, All ye hills and



moun-tains high, Creep-ing things and beasts and cat - tle,

# Hallelujah, Praise Jehovah!


3



Birds that in the heav-ens fly, Kings of earth, and all ye




peo - ple, Princ - es great, earth's judg - es all;





# Hallelujah, Praise Jehovah!


3



Praise His name, young men and maid - ens,



A - ged men and chil - dren small.



# Hallelujah, Praise Jehovah!

3

REFRAIN

Let them prais - es give Je -  
*Let them prais - es*

ho - vah, For His name a - lone is high,



# Hallelujah, Praise Jehovah!

3

The musical score is written in G major (one sharp) and 3/4 time. It consists of four staves. The first staff is a vocal line starting with a treble clef and a key signature of one sharp. It begins with a quarter note G4, followed by a quarter note A4, and then a half note B4 with a fermata. The lyrics 'And His glo - ry is ex - alt - ed, And His' are written below. The second staff is a piano accompaniment line in bass clef, starting with a quarter rest, followed by quarter notes G2, A2, and B2, and then a half note G2. The third staff is another vocal line in treble clef, starting with a half note G4 with a fermata, followed by quarter notes A4, B4, and C5, and then a half note B4. The lyrics 'glo - ry is ex - alt - ed, And His glo - ry' are written below. The fourth staff is a piano accompaniment line in bass clef, starting with a quarter note G2, followed by quarter notes A2, B2, and C3, and then a half note G2. Dynamics include *pp* (pianissimo) above the first vocal staff and *p* (piano) above the third vocal staff.

And His glo - ry is ex - alt - ed, And His  
*And His glo - ry*

*p*  
glo - ry is ex - alt - ed,  
*And His glo - ry*

# Hallelujah, Praise Jehovah!

3

*ff*

And His glo - ry is ex -

*And His glo - ry*

alt - ed Far a - bove the earth and sky.

The musical score consists of four staves. The top staff is a vocal line in treble clef with a key signature of one sharp (F#). It begins with a forte (*ff*) dynamic marking. The lyrics are: "And His glo - ry is ex -". The second staff is a piano accompaniment line in bass clef with a key signature of one sharp. The lyrics continue: "*And His glo - ry*". The third staff is another vocal line in treble clef with a key signature of one sharp. The lyrics are: "alt - ed Far a - bove the earth and sky.". The fourth staff is a piano accompaniment line in bass clef with a key signature of one sharp. The score concludes with a double bar line.

A person is running away from the camera on a paved path that leads towards a bright, glowing light source, likely the sun. The scene is backlit, creating a silhouette effect on the runner and a warm, golden glow. The path is flanked by trees and a building on the right. The overall mood is one of hope, determination, and a journey towards a bright future.

# WELCOME

TO THE WHEELER CHURCH OF CHRIST

**SONG:**

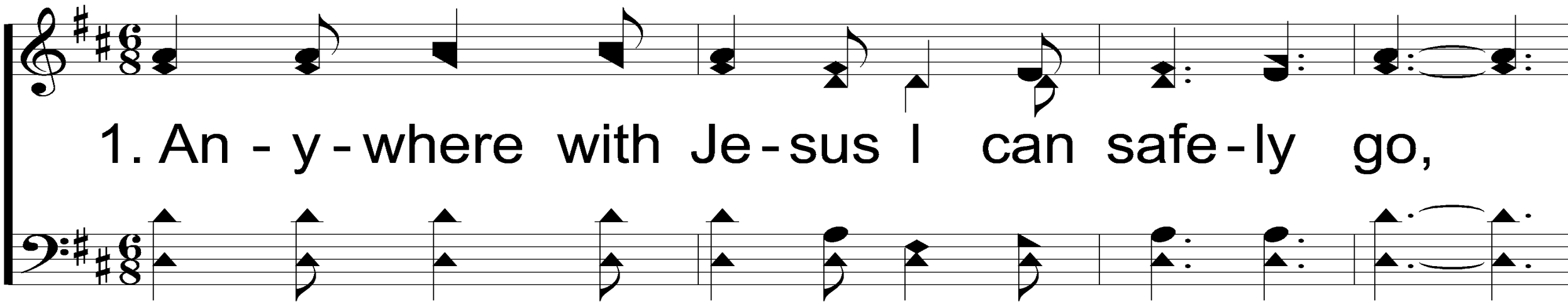
**ANYWHERE WITH JESUS**

**#414**



# Anywhere With Jesus

414



1. An - y - where with Je - sus I can safe - ly go,

The first system of music consists of a treble and bass staff. The treble staff begins with a treble clef, a key signature of two sharps (F# and C#), and a 6/8 time signature. The melody starts on a whole note G4, followed by quarter notes A4, B4, and C5. The bass staff begins with a bass clef, a key signature of two sharps, and a 6/8 time signature. The accompaniment starts with a whole note G2, followed by quarter notes A2, B2, and C3. The system concludes with a double bar line and repeat signs.



An - y - where He leads me in this world be - low;

The second system of music continues the melody and accompaniment from the first system. The treble staff continues with quarter notes D5, E5, and F#5, followed by a half note G5. The bass staff continues with quarter notes D2, E2, and F#2, followed by a half note G2. The system concludes with a double bar line and repeat signs.


*Mt. 28:20*

Words: Jessie Brown Pounds, 1861-1921



Music: Daniel B. Towner, 1850-1919

# Anywhere With Jesus

414



An-y - where with-out Him dear-est joys would fade;



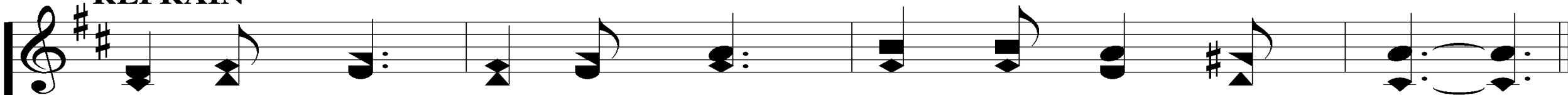
An - y-where with Je - sus I am not a - fraid.





# Anywhere With Jesus

414


## REFRAIN



An - y - where, An - y - where, Fear I can - not know;

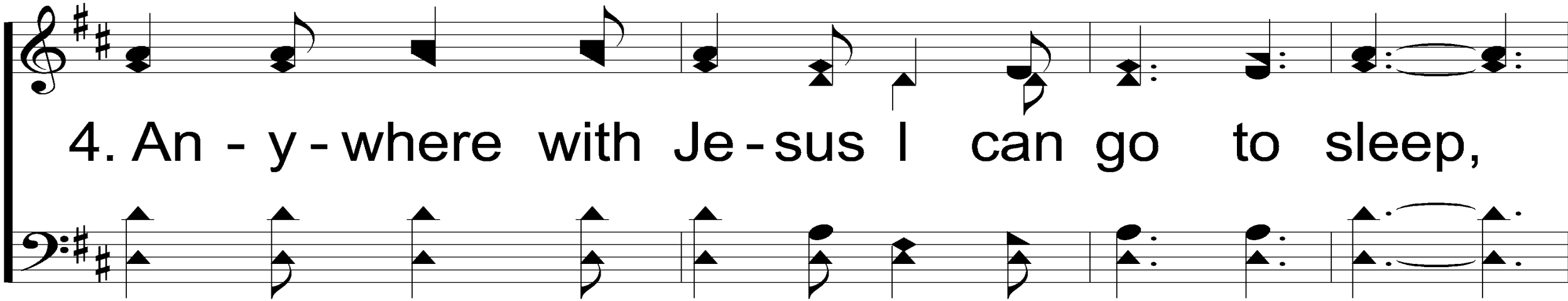


An - y - where with Je - sus I can safe - ly go.



# Anywhere With Jesus

414



4. An - y - where with Je - sus I can go to sleep,

The first system of music consists of two staves. The top staff is in treble clef with a key signature of two sharps (F# and C#). The bottom staff is in bass clef with the same key signature. The lyrics are written between the two staves. The music features a mix of quarter, eighth, and half notes, with some notes beamed together. The system concludes with a double bar line and repeat signs.




When the dark-'ning shad-ows round a - bout me creep,

The second system of music also consists of two staves in the same key signature and clefs as the first system. The lyrics are written between the staves. The musical notation continues with similar note values and phrasing, ending with a double bar line and repeat signs.




# Anywhere With Jesus


414



Know-ing I shall wak - en nev - er - more to roam;



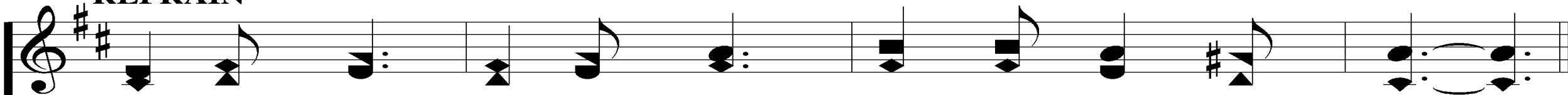
An - y - where with Je - sus will be home, sweet home.





# Anywhere With Jesus

414


## REFRAIN



An - y - where, An - y - where, Fear I can - not know;



An - y - where with Je - sus I can safe - ly go.



**SONG:**


***I NEED THEE EVERY HOUR***

**#873**




# I Need Thee Every Hour

837




The first system of music is written on a treble clef staff in 3/4 time with a key signature of three flats (B-flat, E-flat, A-flat). It begins with a treble clef, a key signature of three flats, and a 3/4 time signature. The melody consists of quarter and eighth notes, with a final measure containing a whole note chord.

1. I need Thee ev-'ry hour, Most gra-cious Lord:

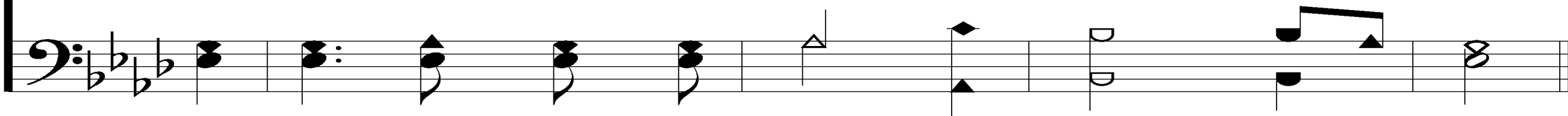


The second system of music is written on a bass clef staff in 3/4 time with a key signature of three flats. It begins with a bass clef, a key signature of three flats, and a 3/4 time signature. The accompaniment consists of quarter and eighth notes, with a final measure containing a whole note chord.



The third system of music is written on a treble clef staff in 3/4 time with a key signature of three flats. It begins with a treble clef, a key signature of three flats, and a 3/4 time signature. The melody continues with quarter and eighth notes, featuring a long note with a slur and a final measure with a whole note chord.

No ten-der voice like Thine Can peace af-ford.



The fourth system of music is written on a bass clef staff in 3/4 time with a key signature of three flats. It begins with a bass clef, a key signature of three flats, and a 3/4 time signature. The accompaniment consists of quarter and eighth notes, with a final measure containing a whole note chord.

*Ps. 86:1; Is. 26:3; Jn. 15:5*

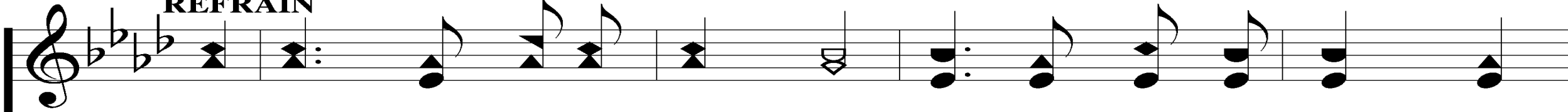
Words: Annie S. Hawks

Music: Robert Lowry



# I Need Thee Every Hour

837


REFRAIN



I need Thee, O I need Thee; Ev - 'ry hour I need Thee!




O bless me now, my Sav - ior, I come to Thee.




# Need Thee Every Hour


837



2. I need Thee ev-'ry hour, Stay Thou near by;



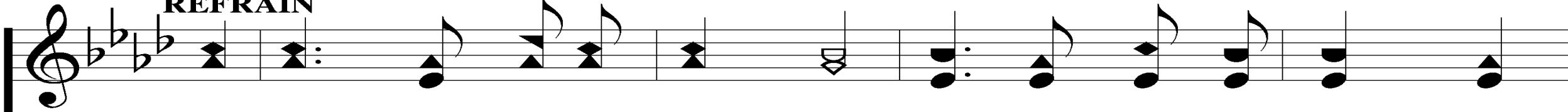
Temp-ta-tions lose their pow'r When Thou art nigh.





# I Need Thee Every Hour

837


REFRAIN



I need Thee, O I need Thee; Ev - 'ry hour I need Thee!



O bless me now, my Sav - ior, I come to Thee.



# Need Thee Every Hour

837

4. I need Thee ev-'ry hour, Most Ho - ly One;

O make me Thine in-deed, Thou bless - ed Son.

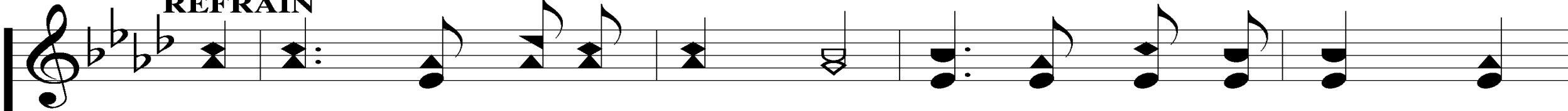
The image shows a musical score for the hymn 'Need Thee Every Hour'. It consists of two systems of music. Each system has a vocal line (treble clef) and a bass line (bass clef). The key signature is three flats (B-flat, E-flat, A-flat), and the time signature is 3/4. The lyrics are: '4. I need Thee ev-'ry hour, Most Ho - ly One;' and 'O make me Thine in-deed, Thou bless - ed Son.' The music is written in a simple, clear style suitable for a hymn book.




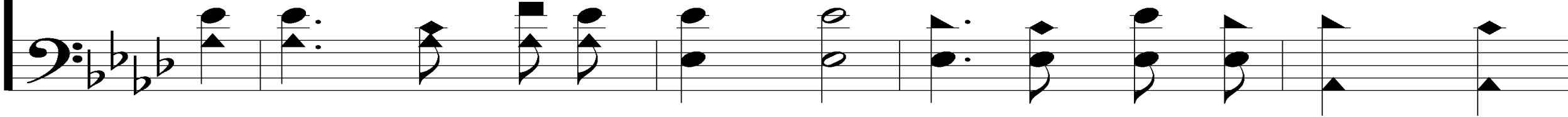
# I Need Thee Every Hour

837


REFRAIN



I need Thee, O I need Thee; Ev-'ry hour I need Thee!



O bless me now, my Sav-ior, I come to Thee. A-men.



# ***OPENING PRAYER***



**SONG:**


***GREAT IS THY FAITHFULNESS***

***#57***



# Great Is Thy Faithfulness



57



1. Great is Thy faith - ful - ness, O God my Fa - ther,



There is no shad - ow of turn - ing with Thee,



*Deut. 7:9; Lam. 3:22-24*

Words: Thomas O. Chisholm, 1866-1960

Music: William M. Runyan, 1870-1957


© 1923, Renewal 1951. Hope Publishing Co., Carol Stream, IL. 60188.

All rights reserved. Used by permission.

Presentation © 2006 by Taylor Publications


# Great Is Thy Faithfulness

57




Musical notation for the first system, treble clef. The key signature is three flats (B-flat, E-flat, A-flat). The melody consists of quarter and eighth notes with some rests.

Thou chang - est not, Thy com - pas - sions, they fail not;




Musical notation for the first system, bass clef. The key signature is three flats (B-flat, E-flat, A-flat). The accompaniment consists of quarter and eighth notes.



Musical notation for the second system, treble clef. The key signature is three flats (B-flat, E-flat, A-flat). The melody continues with quarter and eighth notes.

As Thou has been, Thou for - ev - er wilt be.




Musical notation for the second system, bass clef. The key signature is three flats (B-flat, E-flat, A-flat). The accompaniment continues with quarter and eighth notes.



# Great Is Thy Faithfulness

57


## REFRAIN



Great is Thy faith-ful-ness! Great is Thy faith-ful-ness!

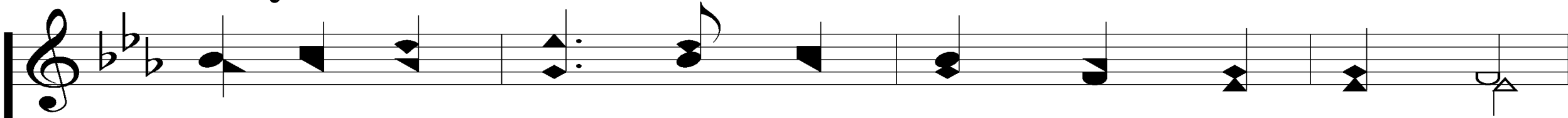


Morn - ing by morn - ing new mer - cies I see;




# Great Is Thy Faithfulness

57




Musical notation for the first system, treble clef. The key signature is three flats (B-flat, E-flat, A-flat). The melody consists of quarter and eighth notes, ending with a half note.

All I have need-ed Thy hand hath pro-vid-ed;




Musical notation for the first system, bass clef. The accompaniment consists of chords and single notes, ending with a half note.



Musical notation for the second system, treble clef. The key signature is three flats (B-flat, E-flat, A-flat). The melody consists of quarter and eighth notes, ending with a half note.


Great is Thy faith-ful-ness, Lord, un-to me!




Musical notation for the second system, bass clef. The accompaniment consists of chords and single notes, ending with a half note.

# Great Is Thy Faithfulness


57



2. Sum - mer and win - ter, and spring - time and harv - est,




Sun, moon and stars in their cours - es a - bove,






# Great Is Thy Faithfulness

57




Musical notation for the first system, treble clef. The key signature is three flats (B-flat, E-flat, A-flat). The melody consists of quarter and eighth notes, with a repeat sign in the second measure.

Join with all na - ture in man - i - fold wit - ness,




Musical notation for the first system, bass clef. The key signature is three flats (B-flat, E-flat, A-flat). The accompaniment consists of quarter and eighth notes, with a repeat sign in the second measure.



Musical notation for the second system, treble clef. The key signature is three flats (B-flat, E-flat, A-flat). The melody continues with quarter and eighth notes, ending with a double bar line and repeat sign.

To Thy great faith - ful - ness, mer - cy and love.




Musical notation for the second system, bass clef. The key signature is three flats (B-flat, E-flat, A-flat). The accompaniment continues with quarter and eighth notes, ending with a double bar line and repeat sign.



# Great Is Thy Faithfulness

57


## REFRAIN



Great is Thy faith-ful-ness! Great is Thy faith-ful-ness!

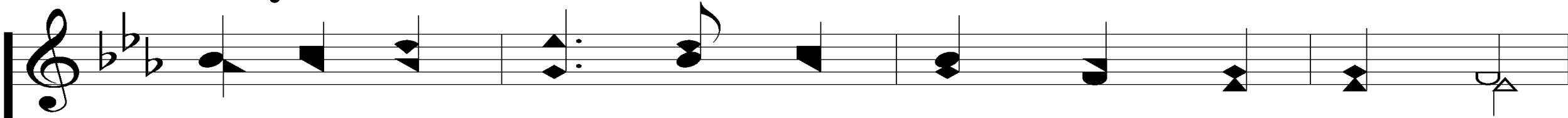


Morn - ing by morn - ing new mer - cies I see;




# Great Is Thy Faithfulness

57




Musical notation for the first system, treble clef. The key signature has three flats (B-flat, E-flat, A-flat). The melody consists of quarter and eighth notes, ending with a half note.

All I have need-ed Thy hand hath pro-vid-ed;




Musical notation for the first system, bass clef. The accompaniment consists of chords and single notes, ending with a half note.



Musical notation for the second system, treble clef. The key signature has three flats (B-flat, E-flat, A-flat). The melody consists of quarter and eighth notes, ending with a half note.


Great is Thy faith-ful-ness, Lord, un-to me!





Musical notation for the second system, bass clef. The accompaniment consists of chords and single notes, ending with a half note.

# Great Is Thy Faithfulness


57



3. Par-don for sin and a peace that en-dur-eth,



Thy own dear pres-ence to cheer and to guide,



# Great Is Thy Faithfulness

57

Strength for to-day and bright hope for to-mor-row,

The first system of musical notation consists of a treble and bass staff. The treble staff begins with a treble clef, a key signature of three flats (B-flat, E-flat, A-flat), and a common time signature. The melody starts on a half note G4, followed by quarter notes A4, B-flat4, and C5. The bass staff begins with a bass clef and the same key signature. The accompaniment starts with a half note G3, followed by quarter notes A3, B-flat3, and C4. The lyrics 'Strength for to-day and bright hope for to-mor-row,' are centered between the two staves.


Bless-ings all mine, with ten thou-sand be-side.

The second system of musical notation continues the piece. The treble staff starts with a treble clef, the same key signature, and a common time signature. The melody continues with a half note D5, followed by quarter notes E5, F5, and G5. The bass staff continues with a bass clef and the same key signature. The accompaniment continues with a half note D4, followed by quarter notes E4, F4, and G4. The lyrics 'Bless-ings all mine, with ten thou-sand be-side.' are centered between the two staves.



# Great Is Thy Faithfulness

57


## REFRAIN



Great is Thy faith-ful-ness! Great is Thy faith-ful-ness!




Morn - ing by morn - ing new mer - cies I see;




# Great Is Thy Faithfulness

57




Musical notation for the first system, treble clef. The key signature is three flats (B-flat, E-flat, A-flat). The melody consists of quarter and eighth notes, ending with a half note.

All I have need-ed Thy hand hath pro-vid-ed;




Musical notation for the first system, bass clef. The accompaniment consists of chords and single notes, ending with a half note.



Musical notation for the second system, treble clef. The key signature is three flats (B-flat, E-flat, A-flat). The melody consists of quarter and eighth notes, ending with a half note.

Great is Thy faith-ful-ness, Lord, un-to me!



Musical notation for the second system, bass clef. The accompaniment consists of chords and single notes, ending with a half note.

**SONG:**

**AMAZING GRACE**

**#129**





# Amazing Grace

129

Musical notation for the first system, treble clef, 9/8 time signature. The melody begins with a half note G4, followed by a quarter note A4, and a dotted quarter note B4. The accompaniment consists of a steady eighth-note bass line.

1. A - maz - ing grace! how sweet the sound!

Musical notation for the first system, bass clef, 9/8 time signature. The bass line consists of a steady eighth-note pattern: G2, F2, E2, D2, C2, B1, A1, G1.

Musical notation for the second system, treble clef, 9/8 time signature. The melody continues with a half note C5, followed by a quarter note B4, and a dotted quarter note A4. The accompaniment continues with the steady eighth-note bass line.

That saved a wretch like me!

Musical notation for the second system, bass clef, 9/8 time signature. The bass line continues with the steady eighth-note pattern, ending with a final G1 note.

# Amazing Grace

129

I once was lost, but now I'm

The first system of musical notation for 'Amazing Grace' consists of two staves. The top staff is in treble clef and the bottom staff is in bass clef. Both staves are in the key of F major (one flat) and 4/4 time. The melody in the treble clef begins with a quarter note G4, followed by a quarter note A4, a half note B4, and a quarter note C5. The bass line starts with a quarter note F3, followed by a quarter note G2, a half note A2, and a quarter note B2. The lyrics 'I once was lost, but now I'm' are positioned between the two staves.

found; Was blind, but now I see.

The second system of musical notation continues the piece. The top staff (treble clef) features a half note G4, a quarter note A4, a half note B4, and a quarter note C5. The bottom staff (bass clef) features a half note F3, a quarter note G2, a half note A2, and a quarter note B2. The lyrics 'found; Was blind, but now I see.' are positioned between the two staves.

# Amazing Grace

129

The first system of musical notation consists of a treble clef staff and a bass clef staff. The treble staff begins with a treble clef, a key signature of three flats (B-flat, E-flat, A-flat), and a common time signature. It contains a series of chords and melodic lines, including a prominent eighth-note melody in the first measure. The bass staff contains a bass clef, the same key signature and time signature, and a series of chords and a single melodic line.

2. 'Twas grace that taught my heart to fear,

The second system of musical notation consists of a treble clef staff and a bass clef staff. The treble staff continues the melody from the first system, featuring a series of chords and a melodic line. The bass staff continues the accompaniment with chords and a melodic line.

And grace my fears re - lieved.

The third system of musical notation consists of a treble clef staff and a bass clef staff. The treble staff continues the melody, ending with a final chord. The bass staff continues the accompaniment, ending with a final chord.

# Amazing Grace

129

How pre - cious did that grace ap -

The first system of musical notation for the first system of the hymn. It consists of a treble clef staff and a bass clef staff, both in the key of F major (one flat). The treble staff contains the vocal melody, and the bass staff contains the accompaniment. The lyrics 'How pre - cious did that grace ap -' are written below the treble staff.

pear The hour I first be - lieved!

The second system of musical notation for the hymn. It consists of a treble clef staff and a bass clef staff, both in the key of F major. The treble staff contains the vocal melody, and the bass staff contains the accompaniment. The lyrics 'pear The hour I first be - lieved!' are written below the treble staff.

# Amazing Grace

129

3. Thru man - y dan - gers, toils and snares

I have al - read - y come.

The image shows a musical score for the hymn 'Amazing Grace'. It consists of two systems of music. Each system has a vocal line (treble clef) and a piano accompaniment line (bass clef). The key signature is three flats (B-flat, E-flat, A-flat), and the time signature is 3/8. The lyrics are: '3. Thru man - y dan - gers, toils and snares' and 'I have al - read - y come.' The piano accompaniment features a steady eighth-note bass line and chords in the right hand.

# Amazing Grace

129

'Tis grace hath bro't me safe thus


The first system of musical notation for 'Amazing Grace' consists of two staves. The top staff is in treble clef and the bottom staff is in bass clef. Both staves are in the key of F major (one flat) and 4/4 time. The melody in the treble clef begins with a half note G4, followed by a quarter note A4, a quarter note Bb4, and a quarter note C5. The bass line starts with a half note F3, followed by a quarter note G3, a quarter note A3, and a quarter note Bb3. The lyrics are aligned with the notes: 'Tis grace hath bro't me safe thus.

far, And grace will lead me home.

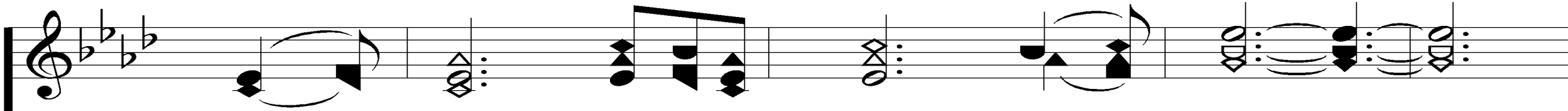
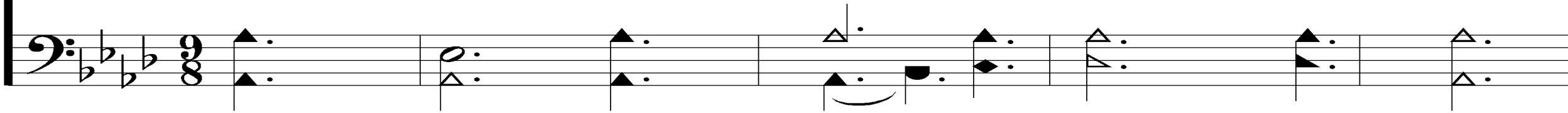
The second system of musical notation continues the piece. The top staff (treble clef) has a half note G4, a quarter note A4, a quarter note Bb4, and a quarter note C5. The bottom staff (bass clef) has a half note F3, a quarter note G3, a quarter note A3, and a quarter note Bb3. The lyrics are: far, And grace will lead me home.

# Amazing Grace

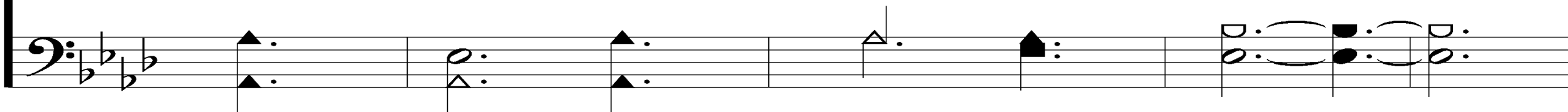
129



4. When we've been there ten thou - sand years,



Bright shin - ing as the sun,



# Amazing Grace

129

We've no less days to sing God's

The first system of musical notation for the first system of the hymn. It consists of a treble clef staff and a bass clef staff, both in the key of F major (one flat). The treble staff contains the melody, and the bass staff contains the bass line. The lyrics 'We've no less days to sing God's' are written below the treble staff.

praise Than when we first be - gun.

The second system of musical notation for the second system of the hymn. It consists of a treble clef staff and a bass clef staff, both in the key of F major (one flat). The treble staff contains the melody, and the bass staff contains the bass line. The lyrics 'praise Than when we first be - gun.' are written below the treble staff.



**SCRIPTURE READING:**

**ACTS 22:16**





*In Pursuit Of*  
**Great Faith**



# **(SINCERELY) BLINDED FAITH**

Saul of Tarsus



**SAUL WAS SINCERE IN FAITH**



# SAUL WAS SINCERE IN FAITH

## Saul's Credentials

Acts 22:1-5

26:5

Phili. 3:5



# SAUL WAS SINCERE IN FAITH

## Saul's Conduct

Acts 7:57-58

8:1-3

Acts 9:1-2

Acts 22:4-5, 9-11



# SAUL WAS SINCERE IN FAITH

## Saul's Condition

He Had Zeal for God – 22:3, 26:5, 9:1-2

He Believed in God – 9:6

He Prayed to God – 9:10-11

He Was Filled with God's Spirit – 9:17



**SAUL WAS SINCERE IN FAITH**

**SAUL WAS SINCERELY LOST**



# SAUL WAS SINCERELY LOST

Not Saved By...

His Sincerity – 23:1, 26:9-11, 14-15



# SAUL WAS SINCERELY LOST

Not Saved By...

His Sincerity – 23:1, 26:9-11, 14-15

His Credentials – 22:3-5, 26:5



# SAUL WAS SINCERELY LOST

## Not Saved By...

His Sincerity – 23:1, 26:9-11, 14-15

His Credentials – 22:3-5, 26:5

His Prayers – 9:9, 11



# SAUL WAS SINCERELY LOST

## Not Saved By...

His Sincerity – 23:1, 26:9-11, 14-15

His Credentials – 22:3-5, 26:5

His Prayers – 9:9, 11

His Belief – 9:5-6, 26:10



# SAUL WAS SINCERELY LOST

## Not Saved By...

His Sincerity – 23:1, 26:9-11, 14-15

His Credentials – 22:3-5, 26:5

His Prayers – 9:9, 11

His Belief – 9:5-6, 26:10

His Receiving of the Spirit – 9:17



**SAUL WAS SINCERE IN FAITH**

**SAUL WAS SINCERELY LOST**

**SAUL WAS SINCERELY CHANGED**



# SAUL WAS SINCERELY CHANGED

## Saul's Conversion

Acts 22:14-16

Gal. 3:26-28



# SAUL WAS SINCERELY CHANGED

## Saul's Conduct

Acts 9:26-27

26:19-21



Has God Washed Your

**SINS AWAY?**

# Lord, I' m Coming Home

936

1. I've wan - dered far a - way from God,

Now I'm com - ing home;

# Lord, I'm Coming Home

936

The image displays a musical score for the hymn "Lord, I'm Coming Home". It consists of four staves. The first two staves are for the first line of lyrics, and the last two are for the second line. Each staff has a treble clef on the left and a key signature of three flats (B-flat, E-flat, A-flat). The lyrics are: "The paths of sin too long I've trod, Lord, I'm coming home." The music is written in a simple, accessible style with various note values and rests.


The paths of sin too long I've trod,

Lord, I'm coming home.



# Lord, I'm Coming Home

936


REFRAIN



Com - ing home, com - ing home, Nev - er - more to roam,




O - pen wide Thine arms of love, Lord, I'm com - ing home.




# Lord, I'm Coming Home


936



2. I've wast - ed man - y pre - cious years,



Now I'm com - ing home;



# Lord, I'm Coming Home

936


The image displays a musical score for the hymn "Lord, I'm Coming Home". It consists of four staves. The first two staves are for the first line of lyrics, and the last two are for the second line. Each staff has a treble clef on the left and a key signature of three flats (B-flat, E-flat, A-flat). The first line of lyrics is "I now re - pent with bit - ter tears," and the second line is "Lord, I'm com - ing home." The music is written in a simple, accessible style with clear note heads and stems. The lyrics are centered under the notes. The score ends with a double bar line and repeat dots.

I now re - pent with bit - ter tears,  
Lord, I'm com - ing home.



# Lord, I'm Coming Home

936


REFRAIN



Com - ing home, com - ing home, Nev - er - more to roam,



O - pen wide Thine arms of love, Lord, I'm com - ing home.





# Lord, I'm Coming Home

936

The first system of music is written on a treble clef staff in 4/4 time with a key signature of three flats (B-flat, E-flat, A-flat). It begins with a whole note chord of B-flat and E-flat. The melody consists of quarter notes: B-flat, A-flat, G, F, E-flat, D, C, and B-flat. A slur covers the notes G, F, and E-flat.

3. I've tired of sin and stray - ing Lord,

The second system of music is written on a bass clef staff in 4/4 time with a key signature of three flats. It begins with a whole note chord of B-flat and E-flat. The bass line consists of quarter notes: B-flat, A-flat, G, F, E-flat, D, C, and B-flat.

Now I'm com - ing home;

The third system of music is written on a treble clef staff in 4/4 time with a key signature of three flats. It begins with a whole note chord of B-flat and E-flat. The melody consists of quarter notes: B-flat, A-flat, G, F, E-flat, and D.

The fourth system of music is written on a bass clef staff in 4/4 time with a key signature of three flats. It begins with a whole note chord of B-flat and E-flat. The bass line consists of quarter notes: B-flat, A-flat, G, F, E-flat, and D.



# Lord, I'm Coming Home

936

The image displays a musical score for the hymn "Lord, I'm Coming Home". It consists of two systems of music. Each system includes a vocal line (treble clef) and a piano accompaniment line (bass clef). The key signature is three flats (B-flat, E-flat, A-flat), and the time signature is 4/4. The lyrics are: "I'll trust Thy love, be - lieve Thy word, Lord, I'm com - ing home." The piano accompaniment features a steady bass line with chords that support the vocal melody. The first system covers the first two lines of lyrics, and the second system covers the last two lines.


I'll trust Thy love, be - lieve Thy word,

Lord, I'm com - ing home.



# Lord, I'm Coming Home

936


REFRAIN



Com - ing home, com - ing home, Nev - er - more to roam,




O - pen wide Thine arms of love, Lord, I'm com - ing home.




# Lord, I' m Coming Home


936



4. My soul is sick, my heart is sore,

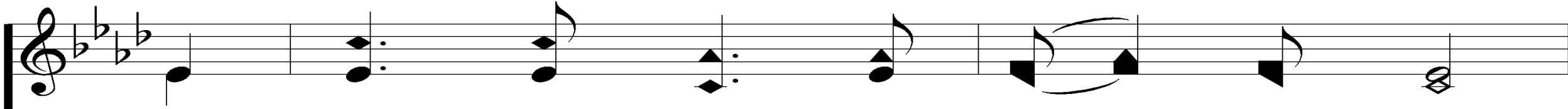


Now I'm com - ing home;


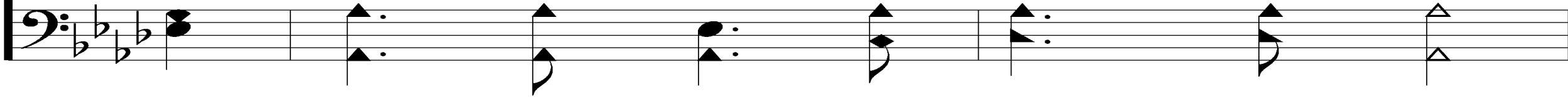


# Lord, I'm Coming Home

936



My strength re - new, my hope re - store,




Lord, I'm com - ing home.





# Lord, I'm Coming Home

936


REFRAIN



Com - ing home, com - ing home, Nev - er - more to roam,



O - pen wide Thine arms of love, Lord, I'm com - ing home.



# OUR CONTRIBUTION

**“THE POINT IS THIS: WHOEVER SOWS SPARINGLY WILL ALSO REAP SPARINGLY, AND WHOEVER SOWS BOUNTIFULLY WILL ALSO REAP BOUNTIFULLY. EACH ONE MUST GIVE AS HE HAS DECIDED IN HIS HEART, NOT RELUCTANTLY OR UNDER COMPULSION, FOR GOD LOVES A CHEERFUL GIVER. AND GOD IS ABLE TO MAKE ALL GRACE ABOUND TO YOU, SO THAT HAVING ALL SUFFICIENCY IN ALL THINGS AT ALL TIMES, YOU MAY ABOUND IN EVERY GOOD WORK.” – 2 COR. 9:6-8**



**SONG:**

**WHEN MY LOVE TO CHRIST GROWS WEAK**

**#350**



# When My Love to Christ Grows Weak

350

1. When my love to Christ grows weak,  
When for deep - er faith I seek,

The musical score is written in 3/4 time. The first system features a treble clef with a key signature of one flat (Bb) and a bass clef. The melody in the treble clef consists of quarter notes: G4, A4, Bb4, Bb4, G4, F4, E4. The bass line consists of quarter notes: G3, A3, Bb3, Bb3, G3, F3, E3. The second system continues the melody in the treble clef with quarter notes: D4, C4, Bb3, A3, G4, F4, E4. The bass line continues with quarter notes: G3, A3, Bb3, Bb3, G3, F3, E3.

*Is. 53:4-5; 1 Jn. 4:19*

Words: John R. Wreford

Music: Phoebe Palmer Knapp



# When My Love to Christ Grows Weak

350

Then in tho't I go to thee,

The first system of music features a treble clef staff and a bass clef staff. The treble staff contains a series of chords and notes, including a half note chord, a quarter note chord, a half note chord, a quarter note chord, a half note chord, and a quarter note chord. The bass staff contains a series of chords and notes, including a half note chord, a quarter note chord, a half note chord, a quarter note chord, a half note chord, and a quarter note chord. The lyrics 'Then in tho't I go to thee,' are written below the staves.

Gar - den of Geth - sem - a - ne!

The second system of music features a treble clef staff and a bass clef staff. The treble staff contains a series of chords and notes, including a half note chord, a quarter note chord, a half note chord, a quarter note chord, a half note chord, and a quarter note chord. The bass staff contains a series of chords and notes, including a half note chord, a quarter note chord, a half note chord, a quarter note chord, a half note chord, and a quarter note chord. The lyrics 'Gar - den of Geth - sem - a - ne!' are written below the staves.

# When My Love to Christ Grows Weak

350

4. There be - hold His ag - o - ny,

The first system of music features a treble clef with a 3/4 time signature. The melody consists of four measures: the first two measures contain quarter notes, and the last two contain eighth notes. The bass staff provides accompaniment with quarter notes in the first two measures and half notes in the last two. The lyrics are aligned with the notes: '4. There' under the first measure, 'be - hold' under the second, 'His' under the third, and 'ag - o - ny,' under the fourth.

Suf - fered on the bit - ter tree;

The second system of music continues the melody and accompaniment. The treble clef melody has four measures: the first two are quarter notes, the third is a half note, and the fourth is a quarter note. The bass staff accompaniment follows a similar pattern. The lyrics are: 'Suf - fered' under the first measure, 'on the' under the second, 'bit - ter' under the third, and 'tree;' under the fourth.

# When My Love to Christ Grows Weak

350

See His an - guish, see His faith

Love tri - um - phant still in death.

# When My Love to Christ Grows Weak

350

5. Then to life I turn a - gain,

The first system of music features a treble clef and a 3/2 time signature. The melody consists of four measures: the first two measures contain chords with upward-pointing triangles, and the last two contain quarter notes. The bass line consists of four measures of chords with upward-pointing triangles.

Learn - ing all the worth of pain,

The second system of music features a treble clef and a 3/2 time signature. The melody consists of four measures: the first two contain chords with downward-pointing triangles, and the last two contain quarter notes. The bass line consists of four measures of chords with upward-pointing triangles.

# When My Love to Christ Grows Weak

350

Learn - ing all the might that lies

In a full self - sac - ri - fice.

# ***THE LORD'S SUPPER***

***ACTS 20:7***



# THE UNLEAVENED BREAD

## ROMANS 5:18-19


**“THEREFORE, AS THROUGH ONE MAN’S OFFENSE JUDGMENT CAME TO ALL MEN, RESULTING IN CONDEMNATION, EVEN SO THROUGH ONE MAN’S RIGHTEOUS ACT THE FREE GIFT CAME TO ALL MEN, RESULTING IN JUSTIFICATION OF LIFE. 19 FOR AS BY ONE MAN’S DISOBEDIENCE MANY WERE MADE SINNERS, SO ALSO BY ONE MAN’S OBEDIENCE MANY WILL BE MADE RIGHTEOUS.”**



# THE FRUIT OF THE VINE

## ROMANS 5:9-11

**“SINCE, THEREFORE, WE HAVE NOW BEEN JUSTIFIED BY HIS BLOOD, MUCH MORE SHALL WE BE SAVED BY HIM FROM THE WRATH OF GOD. FOR IF WHILE WE WERE ENEMIES WE WERE RECONCILED TO GOD BY THE DEATH OF HIS SON, MUCH MORE, NOW THAT WE ARE RECONCILED, SHALL WE BE SAVED BY HIS LIFE. MORE THAN THAT, WE ALSO REJOICE IN GOD THROUGH OUR LORD JESUS CHRIST, THROUGH WHOM WE HAVE NOW RECEIVED RECONCILIATION.”**





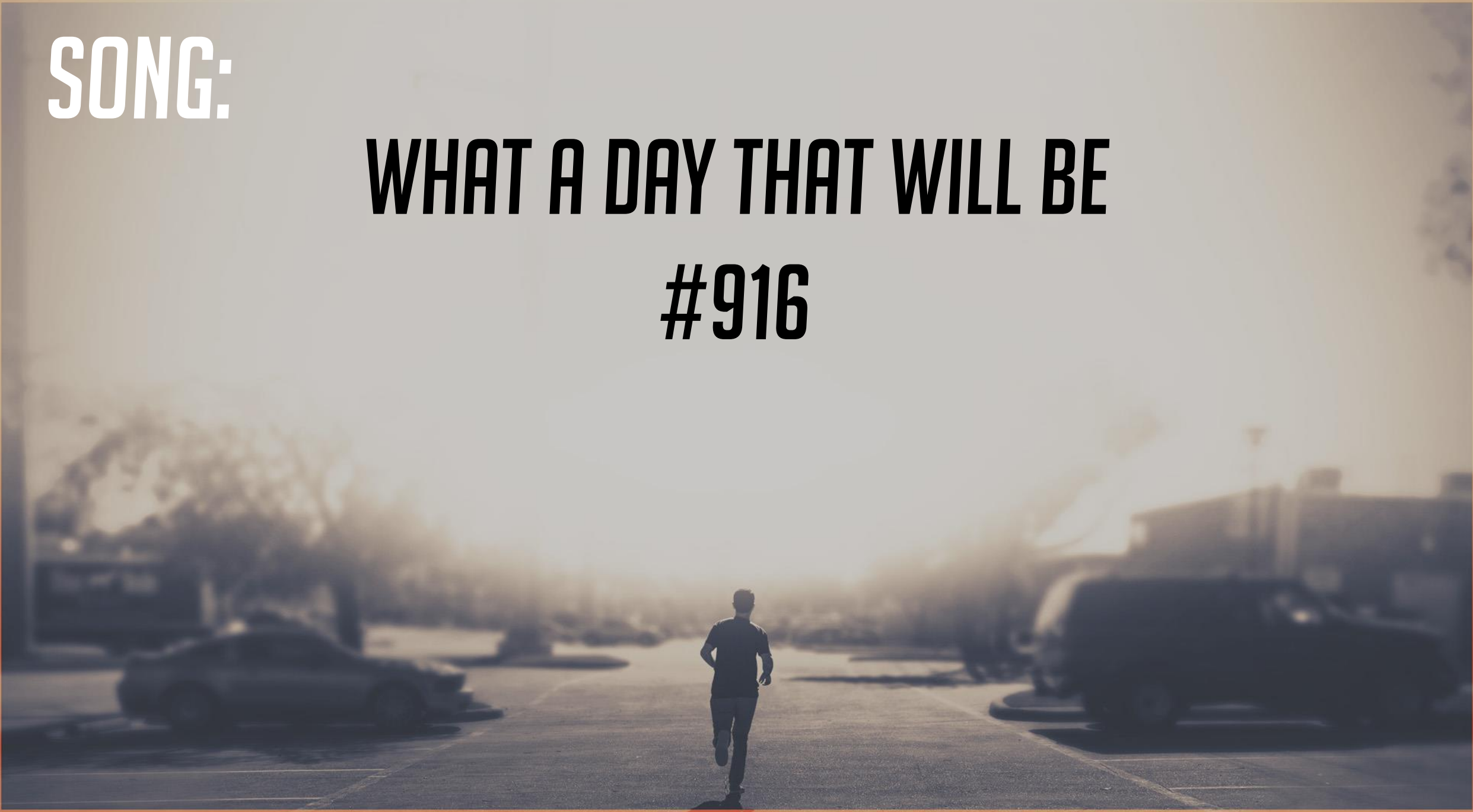
# ***CLOSING PRAYER***



**SONG:**


**WHAT A DAY THAT WILL BE**

**#916**





# What a Day That Will Be


916



1. There is com-ing a day when no heart - aches




shall come, No more clouds in the sky,





# What a Day That Will Be


916



no more tears to dim the eye; All is peace



for - ev - er more on that hap - py gold - en shore,



# What a Day That Will Be


916

The image shows a musical score for the hymn "What a Day That Will Be". It consists of two staves: a treble clef staff on top and a bass clef staff on the bottom. The key signature is three flats (B-flat, E-flat, A-flat), and the time signature is 4/4. The lyrics "What a day, glo-ri-ous day that will be." are written between the two staves. The treble staff features a melodic line with a triplet of eighth notes in the second measure and a triplet of sixteenth notes in the fourth measure. The bass staff provides a harmonic accompaniment with a triplet of eighth notes in the fourth measure. The score ends with a double bar line in both staves.



# What a Day That Will Be

916


REFRAIN



What a day that will be when my Je - sus I shall




see, And I look up - on His face,

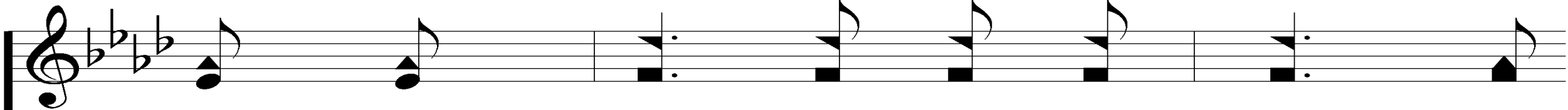
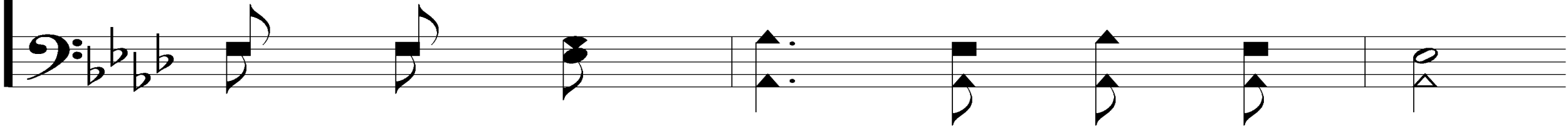


# What a Day That Will Be


916



the One who saved me by His grace;




When He takes me by the hand, and



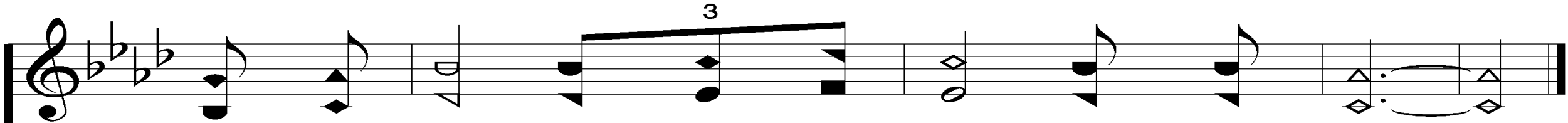


# What a Day That Will Be


916



leads me through the Prom - ised Land,




What a day, glo - ri - ous day that will be.





# What a Day That Will Be


916



2. There'll be no sor-row there, no more bur - dens




to bear, No more sick - ness, no pain,





# What a Day That Will Be

916



no more part - ing o - ver there; And for - ev -



er I will be with the One who died for me,



# What a Day That Will Be

916


What a day, glo - ri - ous day that will be.

The image shows a musical score for the hymn "What a Day That Will Be". It consists of two staves: a treble clef staff on top and a bass clef staff on the bottom. The key signature is three flats (B-flat, E-flat, A-flat), and the time signature is 4/4. The melody is written in the treble clef, and the bass line is in the bass clef. The lyrics are placed between the two staves. There are two triplet markings, one above the treble staff and one below the bass staff, both labeled with the number "3". The piece concludes with a double bar line.



# What a Day That Will Be

916


REFRAIN



What a day that will be when my Je - sus I shall




see, And I look up - on His face,



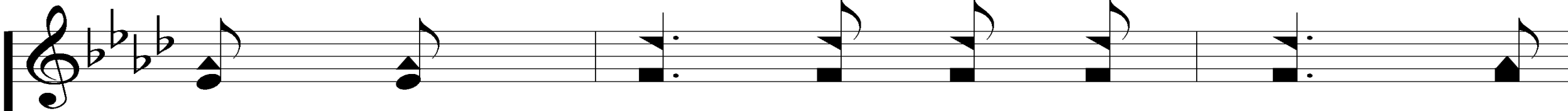
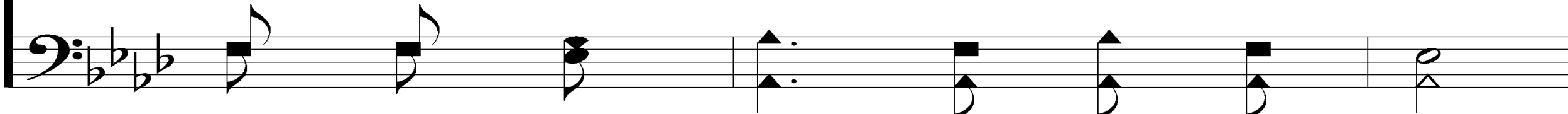


# What a Day That Will Be


916



the One who saved me by His grace;




When He takes me by the hand, and

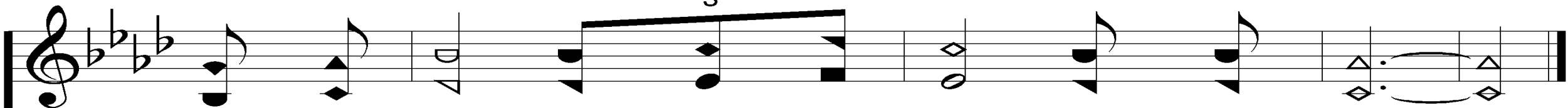


# What a Day That Will Be


916



leads me through the Prom - ised Land,



What a day, glo - ri - ous day that will be.



**WEDNESDAY**

**WORSHIP & BIBLE CLASSES @ 6:30**

**TODAY**

**WORSHIP @ 6 PM**

