



Where He Leads I' ll Follow


417



Pure was the mind of Christ, Sin - less, I see;



He the great ex - am - ple is, and pat - tern for me.



Where He Leads I' ll Follow

417

REFRAIN

The musical score is written in G major (one sharp) and 4/4 time. It consists of two systems. The first system contains the first two lines of the refrain, and the second system contains the last two lines. Each system has a vocal line on a treble clef staff and a piano accompaniment on a bass clef staff. The lyrics are written below the vocal line, with the first line in a standard font and the second line in italics. The piano accompaniment features a steady bass line with chords and some melodic movement.

Where He leads I'll fol - low,
Where He leads I'll fol-low, Where He leads I'll fol-low,

fol - low all the way;
Fol - low all the way, yes, fol - low all the way;

Where He Leads I' ll Follow

417


The image shows a musical score for the hymn 'Where He Leads I'll Follow'. It consists of four systems of music. Each system has a vocal line (treble clef) and a piano accompaniment line (bass clef). The key signature is D major (two sharps) and the time signature is 4/4. The lyrics are: 'Where He leads I'll follow, follow, Follow Je-sus ev-'ry day. Where He leads I'll fol-low,'. The first system contains the first two lines of lyrics. The second system contains the next two lines. The third system contains the final line of lyrics. The fourth system contains the final line of lyrics. The piano accompaniment consists of a simple harmonic pattern of quarter notes in the right hand and eighth notes in the left hand.

Where He leads I'll
Where He leads I'll fol - low,



fol - low, Fol-low Je-sus ev - 'ry day.
Where He leads I'll fol-low,

Where He Leads I' ll Follow


417



3. List to His lov-ing words, "Come un - to Me!"




Wea-ry, heav-y - la - den, there is sweet rest for thee;





Where He Leads I' ll Follow


417



Trust in His prom - is - es, Faith - ful and sure;



Lean up - on the Sav - ior and thy soul is se - cure.



Where He Leads I' ll Follow

417

REFRAIN

The musical score is written in G major (one sharp) and 4/4 time. It consists of two systems. The first system contains the first two lines of the refrain, and the second system contains the last two lines. Each system has a vocal line on a treble clef staff and a piano accompaniment on a bass clef staff. The lyrics are written below the vocal line, with the first line in a standard font and the second line in italics. The piano accompaniment features a steady bass line with chords and some melodic movement.

Where He leads I'll fol - low,
Where He leads I'll fol-low, Where He leads I'll fol-low,

fol - low all the way;
Fol - low all the way, yes, fol - low all the way;

Where He Leads I' ll Follow

417

The image shows a musical score for the hymn 'Where He Leads I'll Follow'. It consists of two systems of music. Each system has a vocal line (treble clef) and a piano accompaniment line (bass clef). The key signature is one sharp (F#), and the time signature is 4/4. The lyrics are written below the vocal line. The first system covers the first two lines of the hymn, and the second system covers the last two lines. The piano accompaniment features a steady bass line with chords that support the vocal melody.

Where He leads I'll
Where He leads I'll fol - low,

fol - low, Fol-low Je-sus ev - 'ry day.
Where He leads I'll fol-low,

A person is running away from the camera on a paved path that leads towards a bright, glowing light source, likely the sun, in the distance. The scene is bathed in a warm, golden light, creating a sense of hope and forward movement. The path is flanked by trees and a building on the right side. The overall mood is one of determination and optimism.

WELCOME

TO THE WHEELER CHURCH OF CHRIST

SONG:


I KNOW THAT MY REDEEMER LIVES

#528





I Know That My Redeemer Lives


528



1. I know (*I know*) that my Re - deem - er lives,



And ev - er prays (*and ev - er prays*) for me;



I Know That My Redeemer Lives

528

I know (*I know*) e - ter - nal life He

The first system of music features a treble staff with a key signature of two flats (Bb and Eb) and a common time signature. The melody begins with a half note G2, followed by a half note G2 with a fermata. The lyrics "I know" are aligned with the first two notes, with "(I know)" in italics. The melody continues with a half note E2, a quarter note D2, a quarter note C2, and a half note B1. The lyrics "e - ter - nal life He" are aligned with these notes. The bass staff provides a simple accompaniment with a half note G2, a half note G2, a half note E2, a half note D2, a half note C2, and a half note B1.

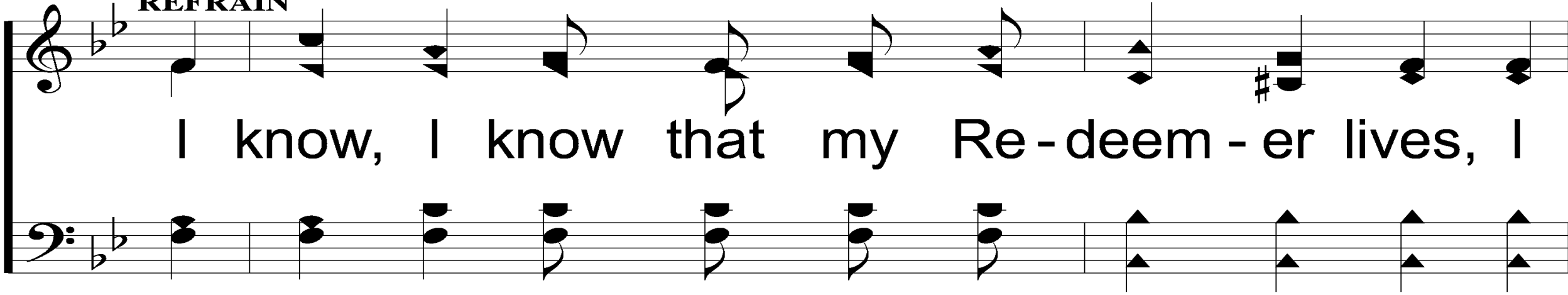
gives, From sin and sor - row free.

The second system of music continues the melody from the first system. The treble staff shows a half note G2, a half note G2, a half note E2, a half note D2, a half note C2, and a half note B1. The lyrics "gives, From sin and sor - row free." are aligned with these notes. The bass staff provides a simple accompaniment with a half note G2, a half note G2, a half note E2, a half note D2, a half note C2, and a half note B1.

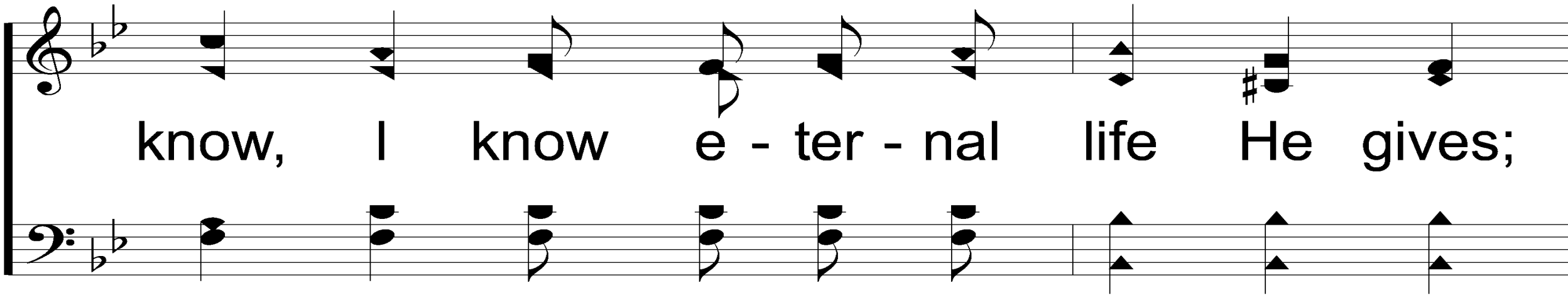
I Know That My Redeemer Lives

528

REFRAIN



I know, I know that my Re-deem-er lives, I



know, I know e-ter-nal life He gives;

I Know That My Redeemer Lives

528

The first system of music consists of two staves. The upper staff is in treble clef with a key signature of two flats (Bb and Eb). It contains a melody starting with a half note G3, followed by a dotted half note G3, a quarter note F3, a quarter note E3, a quarter note D3, and a half note C3. The lower staff is in bass clef with the same key signature. It contains a bass line starting with a half note G2, followed by a dotted half note G2, a quarter note F2, a quarter note E2, a quarter note D2, and a half note C2. The lyrics are written below the staves.

I know, I know that my Re - deem - er lives, that

The second system of music consists of two staves. The upper staff is in treble clef with a key signature of two flats. It contains a melody starting with a half note G3, followed by a dotted half note G3, a quarter note F3, a quarter note E3, and a half note C3. The lower staff is in bass clef with the same key signature. It contains a bass line starting with a half note G2, followed by a dotted half note G2, a quarter note F2, a quarter note E2, and a half note C2. The lyrics are written below the staves.



my my Re - deem - er lives.

I Know That My Redeemer Lives


528



2. He wills (*He wills*) that I should ho - ly be,



In word, in tho't, (*in word, in tho't,*) in deed;



I Know That My Redeemer Lives

528

Then I (*then I*) His ho - ly face may

The first system of music features a treble clef staff with a key signature of two flats (B-flat and E-flat) and a common time signature. The melody begins with a half note G3, followed by a quarter note A3, and then a long, sustained half note B3. The lyrics "Then I" are aligned with the first two notes, with "(then I)" in italics under the sustained note. The melody continues with a quarter note G3, a quarter note F3, a quarter note E3, and a quarter note D3. The bass clef staff provides accompaniment with a series of chords and single notes, including a half note G2, a half note F2, and a half note E2.

see, When from this earth - life freed.

The second system of music continues the melody from the first system. The treble clef staff shows a half note D3, a quarter note C3, a quarter note B2, a quarter note A2, a quarter note G2, and a half note F2. The lyrics "see, When from this earth - life freed." are aligned with these notes. The bass clef staff continues the accompaniment with a half note G2, a half note F2, a half note E2, and a half note D2.

I Know That My Redeemer Lives

528

REFRAIN

I know, I know that my Re-deem-er lives, I

know, I know e-ter-nal life He gives;

I Know That My Redeemer Lives

528

The first system of music consists of two staves. The upper staff is in treble clef with a key signature of two flats (B-flat and E-flat). It contains a melody starting with a half note G4, followed by a dotted half note F4, a quarter note E4, a quarter note D4, a quarter note C4, and a half note B3. The lower staff is in bass clef with the same key signature. It contains a bass line starting with a half note G3, followed by a dotted half note F3, a quarter note E3, a quarter note D3, a quarter note C3, and a half note B2. The lyrics are: *I know, I know that my Re - deem - er lives, that*



The second system of music consists of two staves. The upper staff is in treble clef with a key signature of two flats. It contains a melody starting with a half note G4, followed by a dotted half note F4, a quarter note E4, a quarter note D4, a quarter note C4, and a half note B3. The lower staff is in bass clef with the same key signature. It contains a bass line starting with a half note G3, followed by a dotted half note F3, a quarter note E3, a quarter note D3, a quarter note C3, and a half note B2. The lyrics are: *my my Re - deem - er lives.*

I Know That My Redeemer Lives


528



4. I know (*I know*) that o - ver yon - der stands




A place pre - pared (*a place pre - pared*) for me;



I Know That My Redeemer Lives


528



A home, (*a home,*) a house not made with




hands, Most won - der - ful to see.




I Know That My Redeemer Lives

528

REFRAIN



I know, I know that my Re-deem-er lives, I



know, I know e-ter-nal life He gives;

I Know That My Redeemer Lives

528

I know, I know that my Re - deem - er lives, that

I know that my Re - deem - er lives, that

The first system of music features a treble and bass staff in G major (one sharp). The treble staff contains a melody with a dotted half note, a quarter note, and a half note. The bass staff provides a simple accompaniment with quarter notes and a half note.

my Re - deem - er lives.

my

The second system continues the melody in the treble staff with a dotted half note, a quarter note, and a half note. The bass staff continues with quarter notes and a half note, ending with a double bar line.

SONG:

FAITH IS THE VICTORY

#469



Faith Is The Victory

469



1. En-camped a-long the hills of light, Ye Chris - tian

The first system of music consists of two staves. The top staff is in treble clef with a key signature of one flat (Bb) and a time signature of 6/8. It contains a melody of eighth and quarter notes. The bottom staff is in bass clef with the same key signature and time signature, providing a harmonic accompaniment of eighth and quarter notes.



sol - diers, rise, And press the bat - tle ere the night

The second system of music also consists of two staves. The top staff continues the melody from the first system, featuring a half note with a fermata over the word 'rise'. The bottom staff continues the accompaniment, also featuring a half note with a fermata over the word 'rise'.


1 Jn. 5:4-5

WORDS: John H. Yates, 1837-1900


MUSIC: Ira D. Sankey, 1840-1908

Faith Is The Victory


469



Shall veil the glow-ing skies. A-gainst the foe in



vales be-low Let all our strength be hurled;



Faith Is The Victory

469

Faith is the vic - to - ry, we know,

That o - ver - comes the world.

Faith Is The Victory

469

REFRAIN




Faith is the vic - to - ry! Faith is the vic - to - ry!
Faith is the vic - to - ry! Faith is the vic - to - ry!



Oh, glo - ri - ous vic - to - ry, That o - ver - comes the world.


Faith Is The Victory

469



2. His ban - ner o - ver us is love, Our sword the

The first system of music consists of two staves. The upper staff is in treble clef with a key signature of one flat (Bb) and a time signature of 6/8. It contains a melody of eighth and quarter notes. The lower staff is in bass clef with the same key signature and time signature, providing a harmonic accompaniment of eighth and quarter notes.




Word of God; We tread the road the saints a - bove



The second system of music also consists of two staves. The upper staff continues the melody from the first system, featuring a half note with a fermata. The lower staff continues the accompaniment, also featuring a half note with a fermata.

Faith Is The Victory


469



With shouts of tri-umph trod. By faith, they like a




whirl-wind's breath, Swept on o'er ev - 'ry field;





Faith Is The Victory


469



The faith by which they con - quered death



Is still our shin - ing shield.



Faith Is The Victory

469

REFRAIN



Faith is the vic - to - ry! Faith is the vic - to - ry!
Faith is the vic - to - ry! Faith is the vic - to - ry!



Oh, glo - ri - ous vic - to - ry, That o - ver - comes the world.

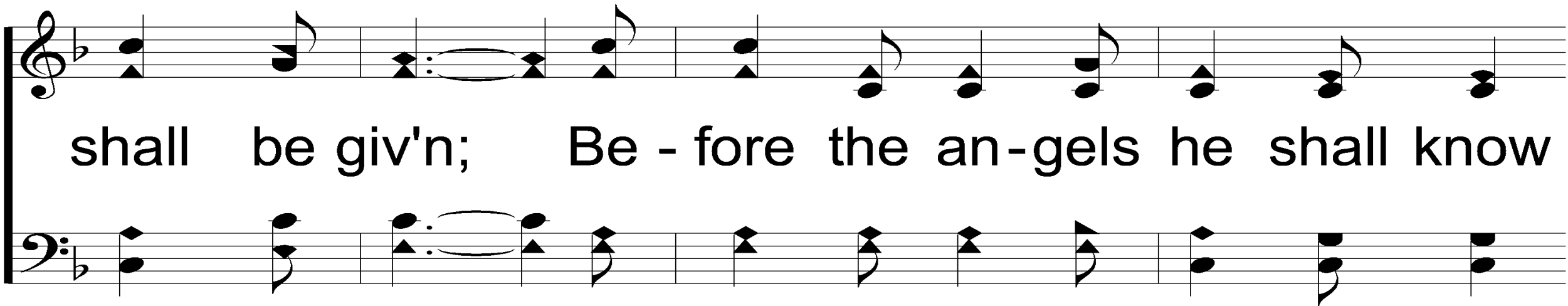
Faith Is The Victory

469



3. To him that o-ver-comes the foe White rai - ment

The first system of music features a treble clef with a key signature of one flat (Bb) and a 6/8 time signature. The melody consists of eighth and quarter notes. The bass line is in a 6/8 time signature and consists of quarter and eighth notes.




shall be giv'n; Be - fore the an-gels he shall know



The second system of music continues the melody and bass line from the first system. It includes a long note with a fermata in both the treble and bass staves. The treble clef, key signature, and time signature remain the same.

Faith Is The Victory


469



His name con-fessed in heav'n; Then on-ward from the




hills of light, Our hearts with love a - flame;





Faith Is The Victory


469



We'll van - quish all the hosts of night,



In Je - sus' con - qu'ring name.



Faith Is The Victory

469

REFRAIN

Faith is the vic - to - ry! Faith is the vic - to - ry!
Faith is the vic - to - ry! Faith is the vic - to - ry!

Oh, glo - ri - ous vic - to - ry, That o - ver - comes the world.

OPENING PRAYER



SONG:


STANDING ON THE PROMISES

#452





Standing On the Promises


452



1. Stand-ing on the prom - is - es of Christ my King,



Thru e - ter - nal a - ges let His prais - es ring;





Standing On the Promises


452



Glo - ry in the high - est, I will shout and sing,



Stand - ing on the prom - is - es of God.



Standing On the Promises

452

REFRAIN

Stand - ing, stand - ing,
Stand-ing on the prom-is-es, stand-ing on the prom-is-es,

Stand-ing on the prom - is - es of God my Sav - ior;

Standing On the Promises

452


The image shows a musical score for the hymn 'Standing On the Promises'. It consists of two systems of music. Each system has a vocal line (treble clef) and a piano accompaniment line (bass clef). The key signature is B-flat major (two flats). The first system contains the lyrics 'Stand - ing, stand - ing, Stand - ing on the prom - is - es, stand - ing on the prom - is - es,'. The second system contains the lyrics 'I'm stand - ing on the prom - is - es of God.' The piano accompaniment features a steady bass line with chords that support the vocal melody.

Stand - ing, stand - ing,
Stand - ing on the prom - is - es, stand - ing on the prom - is - es,

I'm stand - ing on the prom - is - es of God.


Standing On the Promises

452




The first staff of music is written in treble clef with a 4/4 time signature and a key signature of two flats (B-flat major). It contains a sequence of notes: G4 (quarter), A4 (quarter), Bb4 (quarter), C5 (quarter), Bb4 (quarter), A4 (quarter), G4 (quarter), F4 (quarter), E4 (quarter), D4 (quarter), C4 (quarter), Bb3 (quarter), and A3 (quarter).

2. Stand-ing on the prom-is-es that can-not fail,




The second staff of music is written in bass clef with a 4/4 time signature and a key signature of two flats. It contains a sequence of notes: G3 (quarter), A3 (quarter), Bb3 (quarter), C4 (quarter), Bb3 (quarter), A3 (quarter), G3 (quarter), F3 (quarter), E3 (quarter), D3 (quarter), C3 (quarter), Bb2 (quarter), and A2 (quarter).



The third staff of music is written in treble clef with a 4/4 time signature and a key signature of two flats. It contains a sequence of notes: G4 (quarter), A4 (quarter), Bb4 (quarter), C5 (quarter), Bb4 (quarter), A4 (quarter), G4 (quarter), F4 (quarter), E4 (quarter), D4 (quarter), C4 (quarter), Bb3 (quarter), and A3 (quarter).


When the how-ling storms of doubt and fear as-sail,




The fourth staff of music is written in bass clef with a 4/4 time signature and a key signature of two flats. It contains a sequence of notes: G3 (quarter), A3 (quarter), Bb3 (quarter), C4 (quarter), Bb3 (quarter), A3 (quarter), G3 (quarter), F3 (quarter), E3 (quarter), D3 (quarter), C3 (quarter), Bb2 (quarter), and A2 (quarter).

Standing On the Promises


452



By the liv - ing word of God I shall pre - vail,



Stand - ing on the prom - is - es of God.




Standing On the Promises

452

REFRAIN



Stand - ing, stand - ing,
Stand-ing on the prom-is-es, stand-ing on the prom-is-es,



Stand-ing on the prom - is - es of God my Sav - ior;

Standing On the Promises

452


Stand - ing, stand - ing,
Stand - ing on the prom - is - es, stand - ing on the prom - is - es,

I'm stand - ing on the prom - is - es of God.

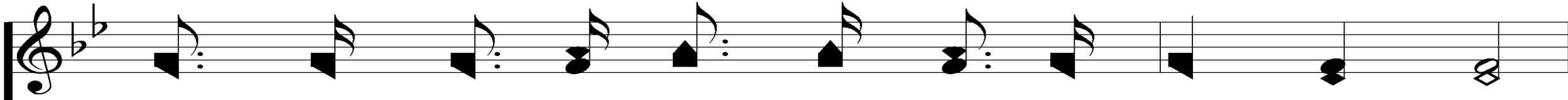

The image shows a musical score for the hymn 'Standing On the Promises'. It consists of two systems of music. The first system has a vocal line and a piano accompaniment line. The vocal line starts with a treble clef and a key signature of two flats (B-flat and E-flat). The lyrics are 'Stand - ing, stand - ing,' followed by an italicized line 'Stand - ing on the prom - is - es, stand - ing on the prom - is - es,'. The piano accompaniment line starts with a bass clef and the same key signature. The second system also has a vocal line and a piano accompaniment line. The vocal line starts with a treble clef and the lyrics 'I'm stand - ing on the prom - is - es of God.' The piano accompaniment line starts with a bass clef. The music is written in a simple, clear style suitable for a hymn book.

Standing On the Promises


452



4. Stand-ing on the prom - is - es I can - not fall,




Lis - tening ev - 'ry mo - ment to the Spir - it's call,




Standing On the Promises


452



Rest - ing in my Sav - ior as my all in all,



Stand - ing on the prom - is - es of God.



Standing On the Promises

452

REFRAIN

Stand - ing, stand - ing,
Stand-ing on the prom-is-es, stand-ing on the prom-is-es,

Stand-ing on the prom - is - es of God my Sav - ior;

Standing On the Promises

452

Stand - ing, stand - ing,
Stand - ing on the prom - is - es, stand - ing on the prom - is - es,

I'm stand - ing on the prom - is - es of God.

The image shows a musical score for the hymn 'Standing On the Promises'. It consists of two systems of music. Each system has a vocal line (treble clef) and a piano accompaniment line (bass clef). The key signature has two flats (B-flat and E-flat). The first system contains the lyrics 'Stand - ing, stand - ing,' followed by the italicized line 'Stand - ing on the prom - is - es, stand - ing on the prom - is - es,'. The second system contains the lyrics 'I'm stand - ing on the prom - is - es of God.' The piano accompaniment features a steady bass line with chords and some melodic movement in the right hand.

SONG:

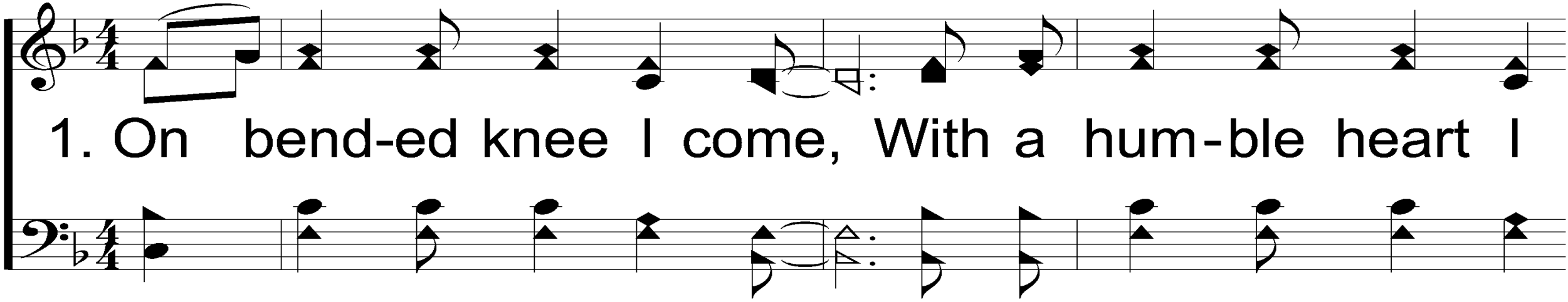
ON BENDED KNEE

#791



On Bended Knee

791



1. On bend-ed knee I come, With a hum-ble heart I



come; Bow-ing down be-fore Your ho-ly throne.

Eph. 3:14-15

Words: Robert Gay, St 2 by Jimmy Orr

Music: Robert Gay, Arr Ken Young

© Copyright 1988 by Integrity's Hosanna Music.
All Rights Reserved. Used by Permission.

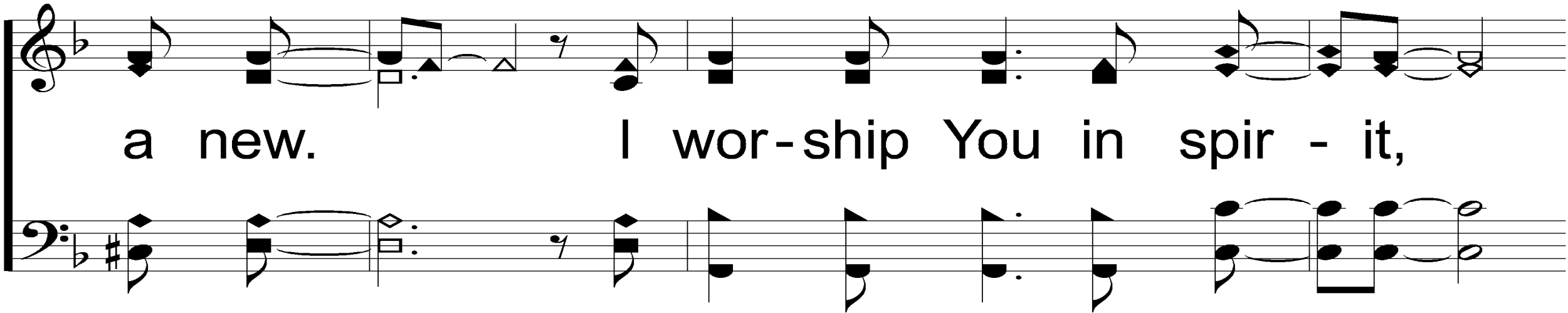
Presentation © 2006 Taylor Publications

On Bended Knee

791



Lift - ing ho - ly hands to You, As I pledge my love



a new. I wor - ship You in spir - it,

On Bended Knee

791


The image shows a musical score for the hymn 'On Bended Knee'. It consists of two systems of music. Each system has a vocal line (treble clef) and a piano accompaniment line (bass clef). The key signature is one flat (B-flat major or D minor), and the time signature is 7/8. The lyrics are: 'I wor - ship You in truth; Make my life a ho - ly praise un - to You.' The piano accompaniment features a steady eighth-note bass line and chords that support the vocal melody. The first system ends with a repeat sign, and the second system ends with a double bar line.

I wor - ship You in truth;


Make my life a ho - ly praise un - to You.

On Bended Knee


791



2. On bend-ed knee I come, With a brok-en heart I




come; Bow-ing down be-fore Your ho-ly throne.



On Bended Knee

791




Musical notation for the first system, treble clef. The melody consists of a series of eighth and quarter notes, ending with a double bar line and repeat dots.

As I look up - on Your face, Show Your mer-cy and




Musical notation for the first system, bass clef. The accompaniment features a steady eighth-note bass line with chords, ending with a double bar line and repeat dots.



Musical notation for the second system, treble clef. The melody continues with a mix of eighth and quarter notes, ending with a double bar line and repeat dots.

Your grace. Change my life, O Ho-ly Spir - it



Musical notation for the second system, bass clef. The accompaniment continues with a steady eighth-note bass line and chords, ending with a double bar line and repeat dots.

On Bended Knee

791

make me fresh and ev - er new;

The first system of music consists of two staves. The upper staff is in treble clef with a key signature of one flat (B-flat) and a common time signature. It contains a melody of eighth and quarter notes, ending with a long note. The lower staff is in bass clef with the same key signature and time signature, providing a harmonic accompaniment of eighth and quarter notes.

Make my life a ho - ly sac - ri - fice to You.

The second system of music also consists of two staves. The upper staff continues the melody from the first system, ending with a double bar line. The lower staff continues the accompaniment, also ending with a double bar line.

SCRIPTURE READING:

MARK 4:35-41





In Pursuit Of
Faith



In Pursuit Of
Great Faith



Faith
over
Fear

Jesus Calms The Sea

A dramatic painting of a stormy sea with a boat in the center, used as a background for the text. The scene is dark and turbulent, with large, white-capped waves crashing against the boat. The sky is filled with dark, heavy clouds, and a bright light source, possibly the sun or moon, is visible on the horizon, creating a strong contrast and highlighting the water's texture. The overall mood is one of intense danger and divine intervention.

Matt. 8:23-27

Mark 4:35-41

Luke 8:22-25

5 Great Truths

Great Storm



5 Great Truths

A dramatic painting of a stormy sea with a boat in the center, used as a background for the text. The scene is dark and turbulent, with large, white-capped waves crashing against the boat. The sky is filled with dark, heavy clouds, and a faint light source, possibly the sun or moon, is visible on the horizon, casting a dim glow over the scene. The overall mood is one of intense danger and struggle.

A Great Storm

Mt. 8:24

Lk. 8:23

Mk. 4:37

5 Great Truths

A dramatic painting of a stormy sea. In the foreground, a small wooden boat is filled with several people, including a man in a blue robe who appears to be Jesus, surrounded by others in various colored robes. The boat is being tossed by large, white-capped waves. The sky is dark and stormy, with a bright light source on the left side, creating a strong contrast and illuminating the scene. The overall mood is one of intense drama and peril.

Great Storm

Great Fear

5 Great Truths

A dramatic painting of a stormy sea with a boat in the center, used as a background for the text. The scene is dark and turbulent, with large, white-capped waves crashing against the boat. The sky is a mix of dark, stormy clouds and a bright, orange glow from a low sun or moon, creating a high-contrast, atmospheric effect. The boat is a small, wooden vessel with several figures on board, appearing to be in the midst of a perilous journey.

A Great Fear

Mt. 8:26

Mk. 4:40

Lk. 8:24

5 Great Truths

A dramatic painting of a stormy sea. In the foreground, a small wooden boat is filled with people, struggling against the waves. The sea is dark and turbulent, with white foam from the waves. In the background, a larger ship is visible, partially obscured by the mist and rain. The sky is dark and stormy, with a hint of light on the horizon.

Great Storm

Great Fear

Great Deficiency

5 Great Truths

A Great Deficiency in Faith

Mt. 8:26

Lk. 8:25

Mk. 4:40

5 Great Truths

A dramatic painting of a stormy sea. In the center, a small wooden boat is filled with people, struggling against the waves. The sky is dark and turbulent, with a bright light source on the left, possibly the sun or moon, creating a strong contrast and illuminating the scene. The overall mood is one of intense struggle and hope.

Great Storm

Great Fear

Great Deficiency

Great Savior

5 Great Truths

A dramatic painting of a stormy sea. In the center, a small wooden boat is filled with people, including a man in a white robe who appears to be Jesus, surrounded by his disciples. The sea is turbulent with large, white-capped waves. The sky is dark and stormy, with a bright, golden light breaking through the clouds, illuminating the scene and creating a sense of divine presence and power.

A Great Savior

Mt. 8:25 – “save us”

5 Great Truths

A dramatic painting of a stormy sea with a small boat in the center, serving as a background for the text. The scene is dark and turbulent, with a bright light source on the left creating a strong contrast and illuminating the white foam of the waves. The boat is filled with people, and the overall atmosphere is one of intense struggle and divine intervention.

Great Storm

Great Fear

Great Deficiency

Great Savior

Great Calm

5 Great Truths

A dramatic painting of a stormy sea with a boat in the center, serving as a background for the text. The scene is dark and turbulent, with large, white-capped waves crashing against the boat. The sky is filled with dark, swirling clouds, and a bright light source, possibly the sun or moon, is visible on the horizon, creating a strong contrast and highlighting the water's texture. The overall mood is one of intense natural power and peril.

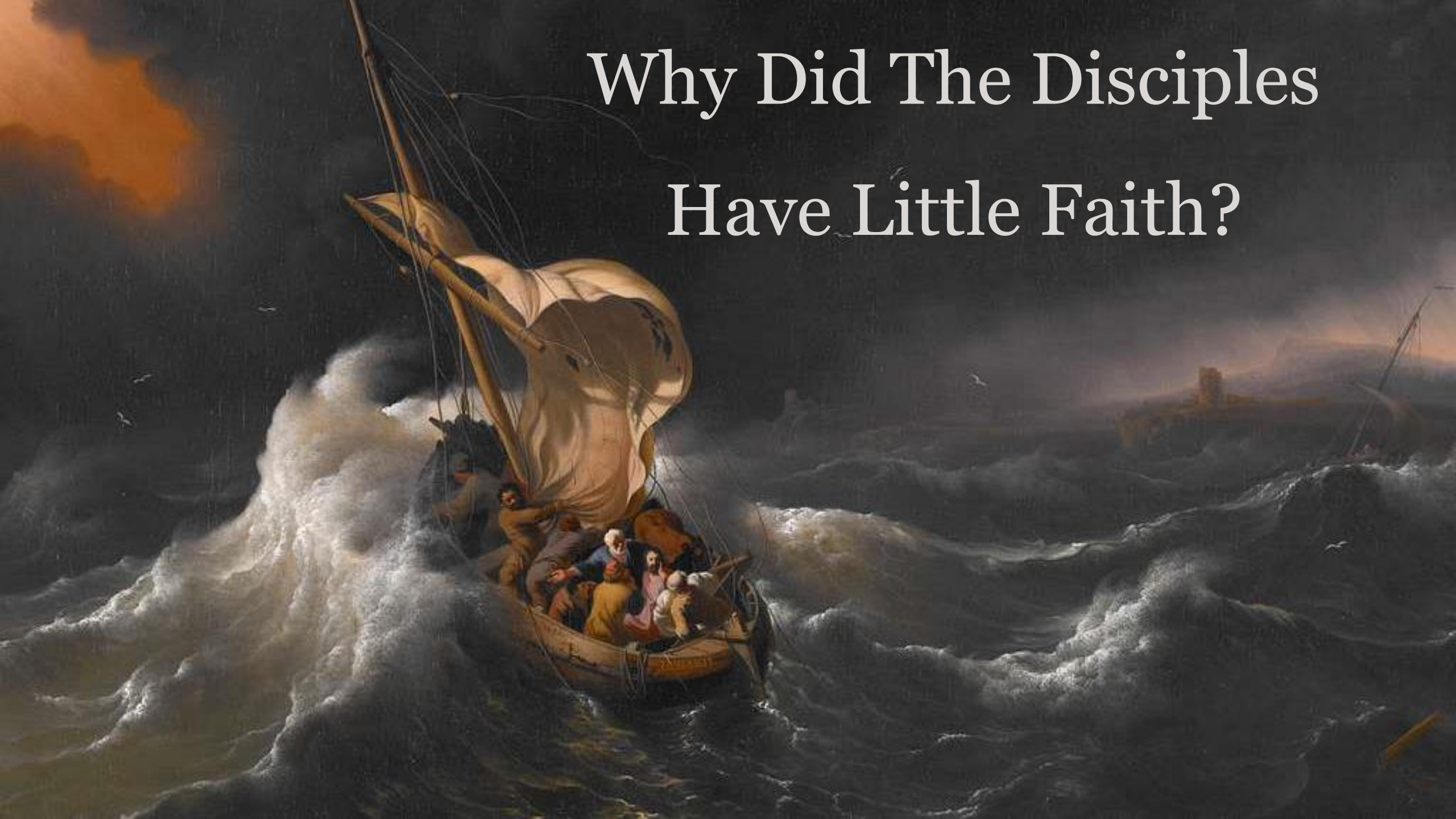
A Great Calm

Mt. 8:26

Lk. 8:25

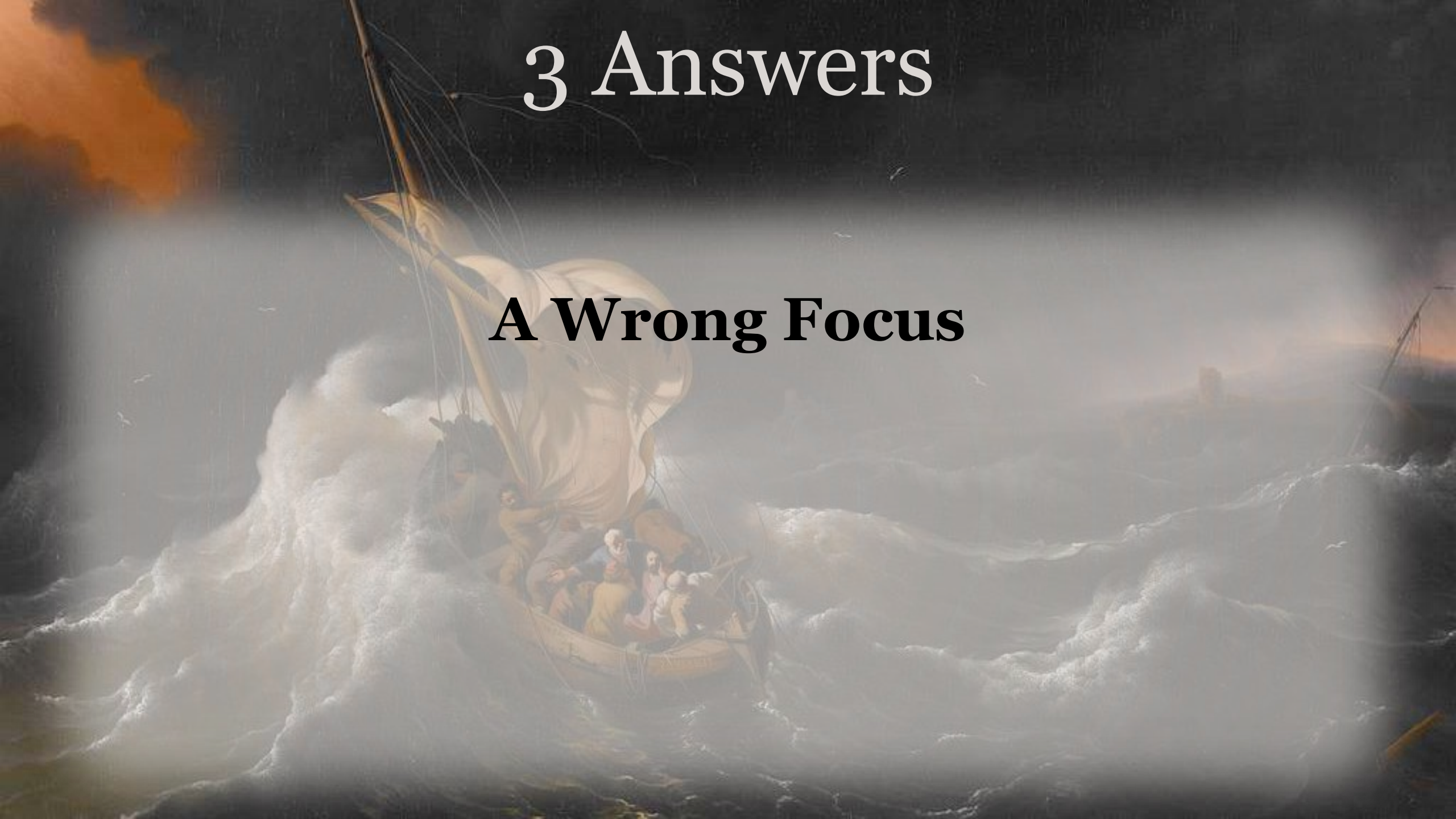
Mk. 4:40

Why Did The Disciples Have Little Faith?



3 Answers

A Wrong Focus





3 Answers

A Wrong Focus

The Boat – Mk. 4:37

Their Lives – Matt. 8:25

A dramatic painting of a small boat with people in a stormy sea. The scene is dark and turbulent, with a large, white, foamy wave crashing over the boat. The sky is dark with a hint of orange light on the left side. The overall mood is one of peril and struggle.

3 Answers

A Wrong Focus

A Wrong Assumption

3 Answers

A dramatic painting of a stormy sea with a boat in the center, used as a background for the text. The scene is dark and turbulent, with large, white-capped waves crashing against the boat. The sky is filled with dark, heavy clouds, and a bright light source, possibly the sun or moon, is visible on the horizon, creating a strong contrast and highlighting the water's texture. The overall mood is one of intense struggle and peril.

A Wrong Assumption:

“do you not care?” – Mk. 4:38

Lk. 10:40



3 Answers

A Wrong Focus

A Wrong Assumption

A Wrong Impression

3 Answers

A Wrong Impression:

Teacher – Mk. 4:38

Lord – Mt. 8:25


Master – Lk. 8:24





How Is Your
Faith?

I Am Resolved


948



1. I am re - solved no long - er to lin - ger,



Charmed by the world's de - light;




Words: Palmer Hartsough



Music: James H. Fillmore

I Am Resolved


948



Things that are high - er, things that are no - bler,



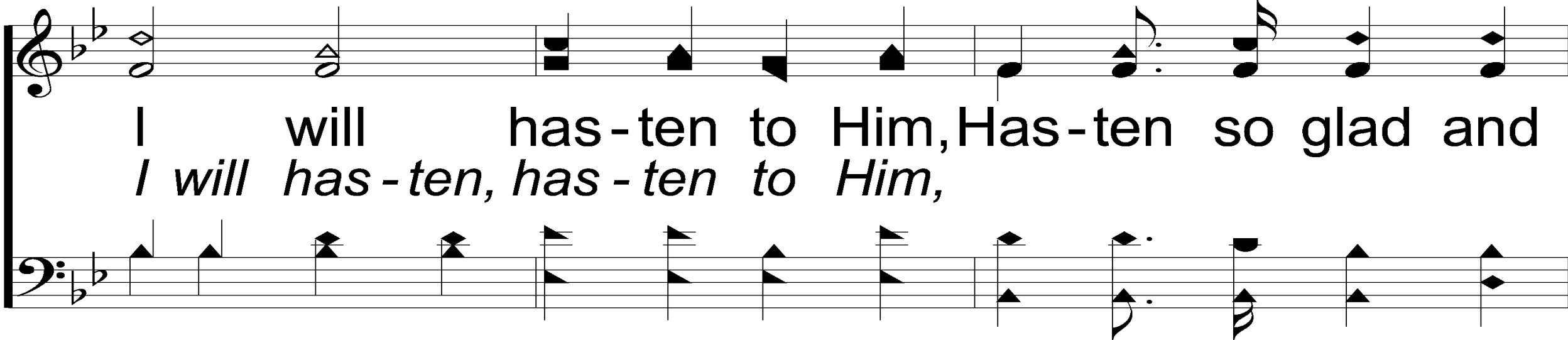
These have al - lured my sight.



I Am Resolved

948

REFRAIN



I will has-ten to Him, Has-ten so glad and
I will has-ten, has-ten to Him,



free, Je - sus,
has - ten glad and free, Je - sus, Je - sus,

I Am Resolved


948

great-est, high - est, I will come to Thee.



The image shows a musical score for the hymn 'I Am Resolved'. It consists of two staves: a treble clef staff at the top and a bass clef staff at the bottom. The key signature is one flat (B-flat). The melody is written in the treble clef, and the bass line is in the bass clef. The lyrics are placed between the two staves. The score ends with a double bar line and repeat dots.

I Am Resolved


948



2. I am re - solved to go to the Sav - ior,




Leav - ing my sin and strife;





I Am Resolved


948



He is the true One, He is the just One,



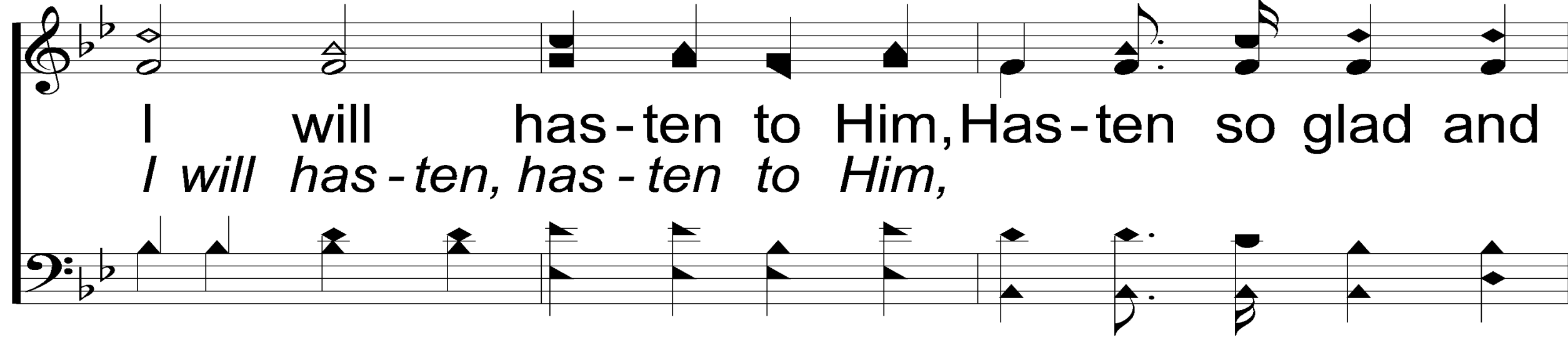
He hath the words of life.



I Am Resolved

948

REFRAIN



I will has-ten to Him, Has-ten so glad and
I will has-ten, has-ten to Him,



free, Je - sus,
has - ten glad and free, Je - sus, Je - sus,

I Am Resolved


948

great-est, high - est, I will come to Thee.



The image shows a musical score for the hymn "I Am Resolved". It consists of two staves: a vocal line on top and a bass line on the bottom. The key signature is one flat (B-flat), and the time signature is 4/4. The vocal line begins with a treble clef and a B-flat key signature. The lyrics are: "great-est, high - est, I will come to Thee." The bass line begins with a bass clef and a B-flat key signature. The music concludes with a double bar line.

I Am Resolved


948



4. I am re - solved to en - ter the king - dom,




Leav - ing the paths of sin;





I Am Resolved


948



Friends may op - pose me, foes may be - set me,




Still will I en - ter in.



I Am Resolved

948

REFRAIN



I will has-ten to Him, Has-ten so glad and
I will has-ten, has-ten to Him,



free, Je - sus,
has - ten glad and free, Je - sus, Je - sus,

I Am Resolved

948

great-est, high - est, I will come to Thee.

The image shows a musical score for the hymn 'I Am Resolved'. It consists of two staves: a treble clef staff on top and a bass clef staff on the bottom. The key signature is one flat (B-flat). The melody is written in the treble clef, and the bass line is in the bass clef. The lyrics are placed between the two staves. The music ends with a double bar line and repeat dots.

OUR CONTRIBUTION

LUKE 6:38

**“GIVE, AND IT WILL BE GIVEN TO YOU: GOOD MEASURE, PRESSED DOWN,
SHAKEN TOGETHER, AND RUNNING OVER WILL BE PUT INTO YOUR BOSOM.
FOR WITH THE SAME MEASURE THAT YOU USE, IT WILL BE MEASURED BACK TO
YOU.”**



SONG:

LEAD ME TO CALVARY

#332



Lead Me To Calvary

332

1. King of my life, I crown Thee now,

The first system of musical notation for the song. It consists of two staves: a treble clef staff and a bass clef staff. The key signature is two sharps (F# and C#), and the time signature is 4/4. The lyrics '1. King of my life, I crown Thee now,' are written below the treble staff. The melody is primarily in the treble staff, with the bass staff providing a harmonic accompaniment.

Thine shall the glo - ry be;

The second system of musical notation for the song. It consists of two staves: a treble clef staff and a bass clef staff. The key signature is two sharps (F# and C#), and the time signature is 4/4. The lyrics 'Thine shall the glo - ry be;' are written below the treble staff. The melody continues in the treble staff, with the bass staff providing a harmonic accompaniment.

Lk. 23:33; Gal. 2:20

Words: Jennie Evelyn Hussey

Music: William J. Kirkpatrick

Lead Me To Calvary

332

Lest I for - get Thy thorn - crowned brow,

Lead me to Cal - va - ry.

Lead Me To Calvary

332

REFRAIN

Lest I for - get Geth - sem - a - ne;

Lest I for - get Thine ag - o - ny;

Lead Me To Calvary

332

First system of musical notation. The top staff is in treble clef with a key signature of two sharps (F# and C#). The bottom staff is in bass clef with the same key signature. The lyrics are: Lest I for - get Thy love for me,

Second system of musical notation. The top staff is in treble clef with a key signature of two sharps (F# and C#). The bottom staff is in bass clef with the same key signature. The lyrics are: Lead me to Cal - va - ry.

Lead Me To Calvary

332

2. Show me the tomb where Thou wast laid,


The first system of music consists of two staves. The top staff is in treble clef with a key signature of two sharps (F# and C#) and a 4/4 time signature. The bottom staff is in bass clef with the same key signature and time signature. The lyrics '2. Show me the tomb where Thou wast laid,' are centered between the two staves.

Ten - der - ly mourned and wept;

The second system of music also consists of two staves in treble and bass clefs with a key signature of two sharps and a 4/4 time signature. The lyrics 'Ten - der - ly mourned and wept;' are centered between the two staves.


Lead Me To Calvary

332



An - gels in robes of light ar - rayed

The first system of musical notation consists of two staves. The top staff is in treble clef with a key signature of two sharps (F# and C#). The bottom staff is in bass clef with the same key signature. The lyrics 'An - gels in robes of light ar - rayed' are written below the staves, with hyphens indicating syllables that span across multiple notes.



Guard - ed Thee whilst Thou slept.

The second system of musical notation also consists of two staves in the same key signature and clefs as the first system. The lyrics 'Guard - ed Thee whilst Thou slept.' are written below the staves, with hyphens indicating syllables that span across multiple notes.

Lead Me To Calvary

332

REFRAIN

Lest I for - get Geth - sem - a - ne;

Lest I for - get Thine ag - o - ny;

Lead Me To Calvary

332

First system of musical notation. The top staff is in treble clef with a key signature of two sharps (F# and C#). The bottom staff is in bass clef with the same key signature. The lyrics are: Lest I for - get Thy love for me,

Second system of musical notation. The top staff is in treble clef with a key signature of two sharps (F# and C#). The bottom staff is in bass clef with the same key signature. The lyrics are: Lead me to Cal - va - ry.

Lead Me To Calvary

332

4. May I be will - ing, Lord, to bear

The first system of music consists of a vocal line and a piano accompaniment line. The vocal line is in treble clef with a key signature of two sharps (F# and C#) and a 4/4 time signature. The lyrics are: "4. May I be will - ing, Lord, to bear". The piano accompaniment is in bass clef with the same key signature and time signature. The melody features a mix of quarter and eighth notes, with some notes beamed together.

Dai - ly my cross for Thee;

The second system of music continues the vocal line and piano accompaniment. The vocal line lyrics are: "Dai - ly my cross for Thee;". The piano accompaniment continues with a steady accompaniment pattern. The system concludes with a double bar line.

Lead Me To Calvary

332

The first system of music consists of two staves. The upper staff is in treble clef with a key signature of two sharps (F# and C#). The lower staff is in bass clef with the same key signature. The lyrics are: E - ven Thy cup of grief to share,

The second system of music consists of two staves. The upper staff is in treble clef with a key signature of two sharps (F# and C#). The lower staff is in bass clef with the same key signature. The lyrics are: Thou hast borne all for me.

Lead Me To Calvary

332

REFRAIN

Lest I for - get Geth - sem - a - ne;

Lest I for - get Thine ag - o - ny;

Lead Me To Calvary

332


First system of musical notation. The top staff is in treble clef with a key signature of two sharps (F# and C#). The bottom staff is in bass clef with the same key signature. The lyrics are: Lest I for - get Thy love for me,

Second system of musical notation. The top staff is in treble clef with a key signature of two sharps (F# and C#). The bottom staff is in bass clef with the same key signature. The lyrics are: Lead me to Cal - va - ry.

THE UNLEAVENED BREAD

LUKE 22:14-16, 19

“WHEN THE HOUR HAD COME, HE SAT DOWN, AND THE TWELVE APOSTLES WITH HIM. THEN HE SAID TO THEM, ‘WITH FERVENT DESIRE I HAVE DESIRED TO EAT THIS PASSOVER WITH YOU BEFORE I SUFFER; FOR I SAY TO YOU, I WILL NO LONGER EAT OF IT UNTIL IT IS FULFILLED IN THE KINGDOM OF GOD.’...AND HE TOOK BREAD, GAVE THANKS AND BROKE IT, AND GAVE IT TO THEM, SAYING, ‘THIS IS MY BODY WHICH IS GIVEN FOR YOU; DO THIS IN REMEMBRANCE OF ME.’”



THE FRUIT OF THE VINE

LUKE 22:17-18, 20

“THEN HE TOOK THE CUP, AND GAVE THANKS, AND SAID, ‘**TAKE THIS AND DIVIDE IT AMONG YOURSELVES; FOR I SAY TO YOU, I WILL NOT DRINK OF THE FRUIT OF THE VINE UNTIL THE KINGDOM OF GOD COMES.**’...LIKEWISE HE ALSO TOOK THE CUP AFTER SUPPER, SAYING, ‘**THIS CUP IS THE NEW COVENANT IN MY BLOOD, WHICH IS SHED FOR YOU.**’ ”



CLOSING PRAYER



SONG:


TO CANAAN'S LAND

#867




To Canaan's Land I'm On My Way

867



1. To Ca - naan's land I'm on my way,



Where the soul (*of man*) nev - er dies;

To Canaan's Land I'm On My Way

867

My dark - est night will turn to day,

Where the soul (*of man*) nev - er dies.

To Canaan's Land I'm On My Way

867

REFRAIN

No sad fare - wells,
Dear friends, there'll be no sad fare - wells,

No tear - dimmed eyes,
There'll be no tear - dimmed eyes,


To Canaan's Land I'm On My Way

867



Where all is love,
Where all is peace and joy and love,

The first system of musical notation features a treble and bass clef with a key signature of one flat. The melody in the treble clef begins with a quarter note on G4, followed by a half note on A4 with a slur over it, and then a quarter note on B4. The bass line consists of a series of quarter notes: G3, A3, B3, C4, D4, E4, F4, G4.



And the soul nev - er dies.
And the soul of man nev - er dies.

The second system of musical notation continues the melody and bass line. The treble clef melody has a quarter note on G4, a quarter note on A4, a half note on B4 with a slur, and then a quarter note on A4. The bass line continues with quarter notes: G4, F4, E4, D4, C4, B3, A3, G3.

TODAY

**FELLOWSHIP MEAL IN
THE MULTI-PURPOSE BUILDING**

WEDNESDAY

WORSHIP & BIBLE CLASSES @ 6:30

THURSDAY

**“BUILDING YOUR FAITH” HOUR
@ 10 AM IN THE MPB**

