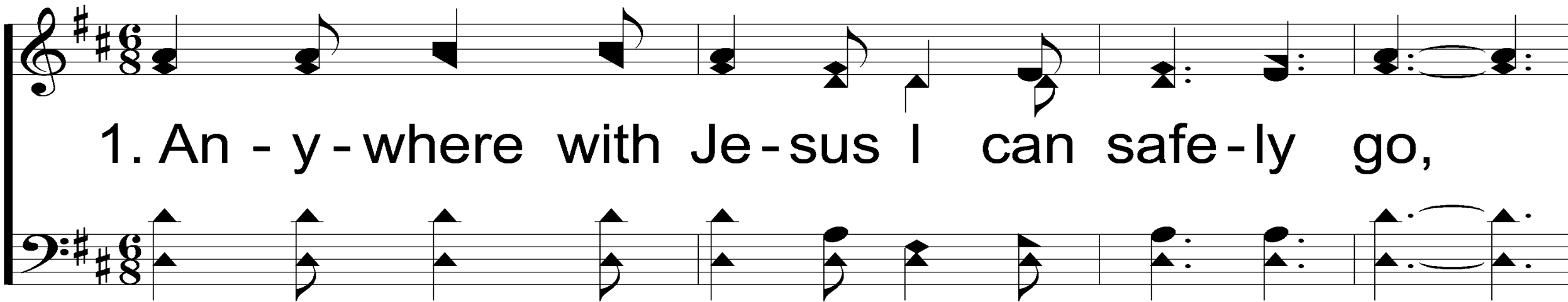


Anywhere With Jesus

414



1. An - y - where with Je - sus I can safe - ly go,

The first system of music consists of a treble and bass staff. The treble staff begins with a treble clef, a key signature of two sharps (F# and C#), and a 6/8 time signature. The melody starts on a whole note G4, followed by quarter notes A4, B4, and C5. The bass staff begins with a bass clef, a key signature of two sharps, and a 6/8 time signature. The accompaniment starts with a whole note G2, followed by quarter notes A2, B2, and C3. The system concludes with a double bar line and repeat signs.



An - y - where He leads me in this world be - low;

The second system of music continues the melody and accompaniment from the first system. The treble staff continues with quarter notes D5, E5, and F#5, followed by a half note G5. The bass staff continues with quarter notes D2, E2, and F#2, followed by a half note G2. The system concludes with a double bar line and repeat signs.


Mt. 28:20

Words: Jessie Brown Pounds, 1861-1921



Music: Daniel B. Towner, 1850-1919

Anywhere With Jesus

414



An - y - where with - out Him dear - est joys would fade;



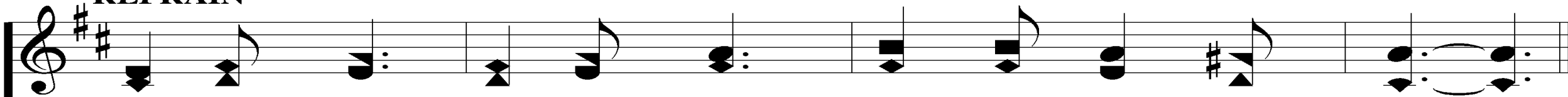
An - y - where with Je - sus I am not a - fraid.





Anywhere With Jesus

414


REFRAIN



An - y - where, An - y - where, Fear I can - not know;

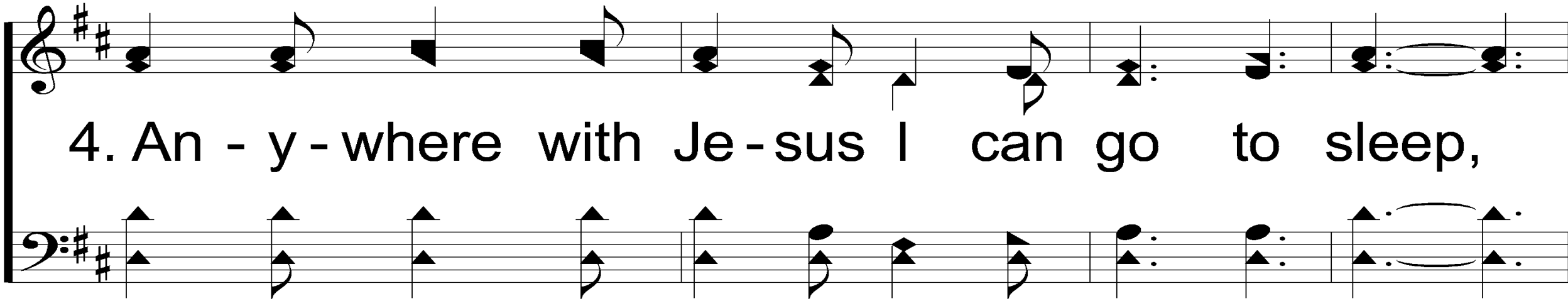


An - y - where with Je - sus I can safe - ly go.



Anywhere With Jesus

414



4. An - y - where with Je - sus I can go to sleep,

The first system of music consists of two staves. The top staff is in treble clef with a key signature of two sharps (F# and C#). It contains a melody of eighth and quarter notes, ending with a long note. The bottom staff is in bass clef with the same key signature, providing a harmonic accompaniment with eighth and quarter notes, also ending with a long note.




When the dark-'ning shad-ows round a - bout me creep,


The second system of music also consists of two staves in the same key signature and clefs as the first. The top staff continues the melody with eighth and quarter notes, ending with a long note. The bottom staff continues the accompaniment with eighth and quarter notes, also ending with a long note.

Anywhere With Jesus


414



Know-ing I shall wak - en nev - er-more to roam;



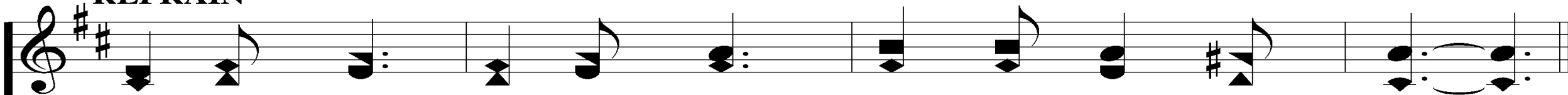
An - y - where with Je - sus will be home, sweet home.





Anywhere With Jesus

414


REFRAIN



An - y - where, An - y - where, Fear I can - not know;



An - y - where with Je - sus I can safe - ly go.



A person is running away from the camera on a paved path that leads towards a bright, glowing light source, likely the sun. The scene is backlit, creating a silhouette effect on the runner and a warm, golden glow. The path is flanked by trees and a building on the right. The overall mood is one of hope, determination, and a journey towards a bright future.

WELCOME

TO THE WHEELER CHURCH OF CHRIST

SONG:

WALKING IN SUNLIGHT

#611



Walking In Sunlight

611

1. Walk - ing in sun - light all of my jour - ney,

The first system of musical notation consists of a treble and a bass staff. The treble staff begins with a treble clef, a key signature of one sharp (F#), and a 9/8 time signature. The melody starts on a quarter note G4, followed by quarter notes A4, B4, and C5. The bass staff begins with a bass clef, the same key signature and time signature. The bass line starts on a quarter note G2, followed by quarter notes A2, B2, and C3. The lyrics are placed between the two staves.

O - ver the moun - tains, thro' the deep vale;


The second system of musical notation continues the melody and bass line from the first system. The treble staff continues with quarter notes D5, E5, and F#5. The bass staff continues with quarter notes D2, E2, and F#2. The lyrics are placed between the two staves.

Walking In Sunlight

611



Je - sus has said, "I'll nev - er for - sake Thee,"

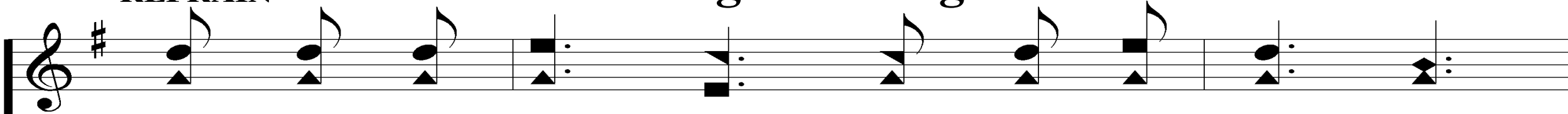


Pro - mise di - vine that nev - er can fail.

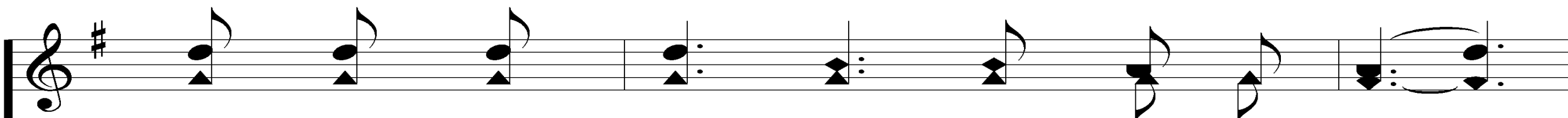
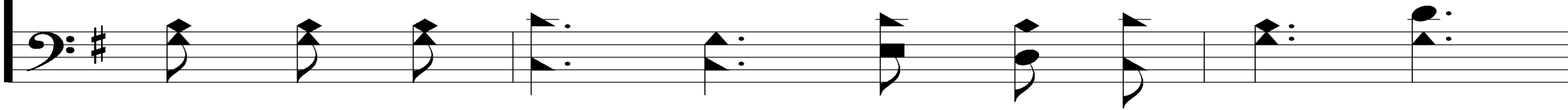
Walking In Sunlight

611


REFRAIN



Heav-en - ly sun - light, heav-en - ly sun - light,



Flood-ing my soul with glo - ry di-vine;



Walking In Sunlight

611

Hal - le - lu - jah! I am re - joic - ing,

The first system of music consists of two staves. The top staff is in treble clef with a key signature of one sharp (F#) and a common time signature. The bottom staff is in bass clef with the same key signature and time signature. The lyrics are written below the staves, with hyphens indicating syllables that span across multiple notes.

Sing - ing His prais - es, Je - sus is mine.

The second system of music also consists of two staves in the same key signature and time signature as the first system. The lyrics continue below the staves, with hyphens indicating syllables that span across multiple notes. The system concludes with a double bar line.

Walking In Sunlight

611

2. Shad - ows a-round me, shad-ows a - bove me,


The first system of music consists of two staves. The upper staff is in treble clef, and the lower staff is in bass clef. Both staves are in the key of D major (one sharp) and 9/8 time. The melody in the upper staff begins with a quarter note G4, followed by quarter notes A4, B4, and C5. The lower staff provides a bass line with quarter notes G2, F2, and E2, followed by a dotted quarter note D2 and a half note C2.

Nev - er con - ceal my Sav - ior and Guide;

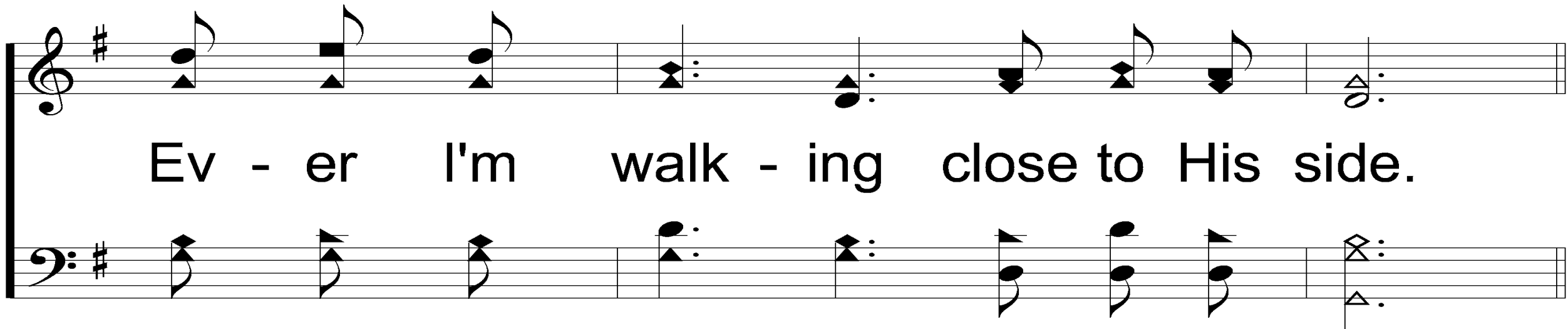
The second system of music also consists of two staves. The upper staff is in treble clef, and the lower staff is in bass clef. Both staves are in the key of D major (one sharp) and 9/8 time. The melody in the upper staff continues with quarter notes D5, E5, and F5, followed by a dotted quarter note G5 and a half note F5. The lower staff continues with quarter notes B1, A1, and G1, followed by a dotted quarter note F1 and a half note E1.

Walking In Sunlight

611



He is the light, in Him is no dark - ness,

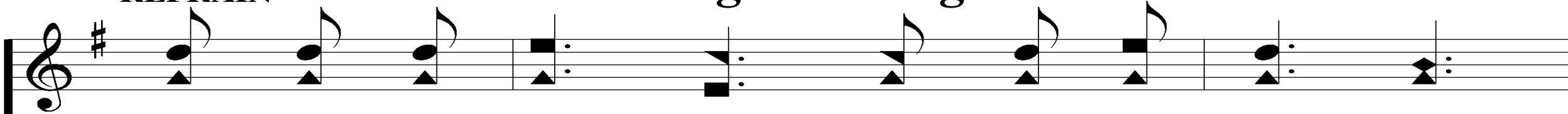


Ev - er I'm walk - ing close to His side.

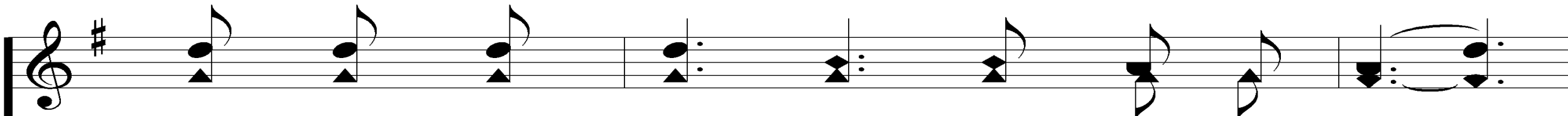
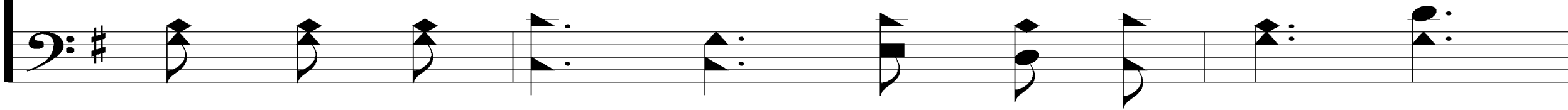
Walking In Sunlight

611


REFRAIN



Heav-en - ly sun - light, heav-en - ly sun - light,



Flood-ing my soul with glo - ry di-vine;



Walking In Sunlight

611

Hal - le - lu - jah! I am re - joic - ing,

The first system of music consists of two staves. The top staff is in treble clef with a key signature of one sharp (F#) and a common time signature. The bottom staff is in bass clef with the same key signature and time signature. The lyrics are written below the staves, with hyphens indicating syllables that span across multiple notes.

Sing - ing His prais - es, Je - sus is mine.

The second system of music also consists of two staves in the same key signature and time signature as the first system. The lyrics continue below the staves, with hyphens indicating syllables that span across multiple notes. The system concludes with a double bar line.

Walking In Sunlight

611



3. In the bright sun - light, ev - er re - joic - ing,



Press - ing my way to man - sions a - bove;

Walking In Sunlight

611

Sing-ing His prais - es, glad - ly I'm walk - ing,

The first system of music consists of two staves. The upper staff is in treble clef with a key signature of one sharp (F#) and a common time signature. It contains a melody of eighth and quarter notes. The lower staff is in bass clef with the same key signature and time signature, providing a harmonic accompaniment with eighth and quarter notes. The lyrics 'Sing-ing His prais - es, glad - ly I'm walk - ing,' are centered between the two staves.


Walk-ing in sun - light, sun - light of love.

The second system of music also consists of two staves. The upper staff continues the melody from the first system, ending with a double bar line. The lower staff continues the accompaniment, also ending with a double bar line. The lyrics 'Walk-ing in sun - light, sun - light of love.' are centered between the two staves.

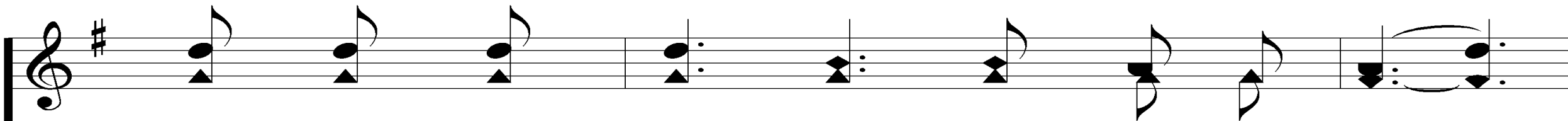
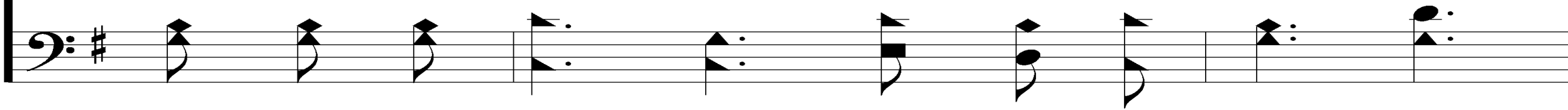
Walking In Sunlight

611


REFRAIN



Heav-en - ly sun - light, heav-en - ly sun - light,



Flood-ing my soul with glo - ry di-vine;



Walking In Sunlight

611

Hal - le - lu - jah! I am re - joic - ing,

The first system of music consists of two staves. The top staff is in treble clef with a key signature of one sharp (F#) and a common time signature. The bottom staff is in bass clef with the same key signature and time signature. The lyrics are written below the staves, with hyphens indicating syllables that span across multiple notes.

Sing - ing His prais - es, Je - sus is mine.

The second system of music also consists of two staves in the same key signature and time signature as the first system. The lyrics continue below the staves, with hyphens indicating syllables that span across multiple notes. The system concludes with a double bar line.

SONG:


I KNOW THAT MY REDEEMER LIVES

#528





I Know That My Redeemer Lives


528



1. I know (*I know*) that my Re - deem - er lives,



And ev - er prays (*and ev - er prays*) for me;




I Know That My Redeemer Lives

528



I know (*I know*) e - ter - nal life He



gives, From sin and sor - row free.

I Know That My Redeemer Lives

528

REFRAIN

I know, I know that my Re-deem-er lives, I

know, I know e-ter-nal life He gives;

I Know That My Redeemer Lives

528

The first system of music consists of two staves. The upper staff is in treble clef with a key signature of two flats (B-flat and E-flat). It contains a melody with a dotted quarter note, a half note, a quarter note, a quarter note, and a half note. The lower staff is in bass clef with the same key signature, featuring a series of quarter notes and a half note. The lyrics are written below the staves.

I know, I know that my Re - deem - er lives, that

The second system of music also consists of two staves. The upper staff is in treble clef with a key signature of two flats, containing a melody with a dotted quarter note, a half note, a quarter note, and a half note. The lower staff is in bass clef with the same key signature, featuring a series of quarter notes and a half note. The lyrics are written below the staves.



my my Re - deem - er lives.

I Know That My Redeemer Lives


528



2. He wills (*He wills*) that I should ho - ly be,



In word, in tho't, (*in word, in tho't,*) in deed;



I Know That My Redeemer Lives

528

Then I (*then I*) His ho - ly face may

The first system of musical notation features a treble clef and a key signature of two flats (B-flat and E-flat). The melody begins with a half note G3, followed by a quarter note A3, and then a long, sustained half note B3. The lyrics 'Then I' are aligned with the first two notes, with '(then I)' in italics under the sustained B3 note. The melody continues with a quarter note G3, a quarter note F3, a quarter note E3, and a quarter note D3. The lyrics 'His ho - ly face may' are aligned with these notes. The bass staff provides accompaniment with a series of chords and single notes.

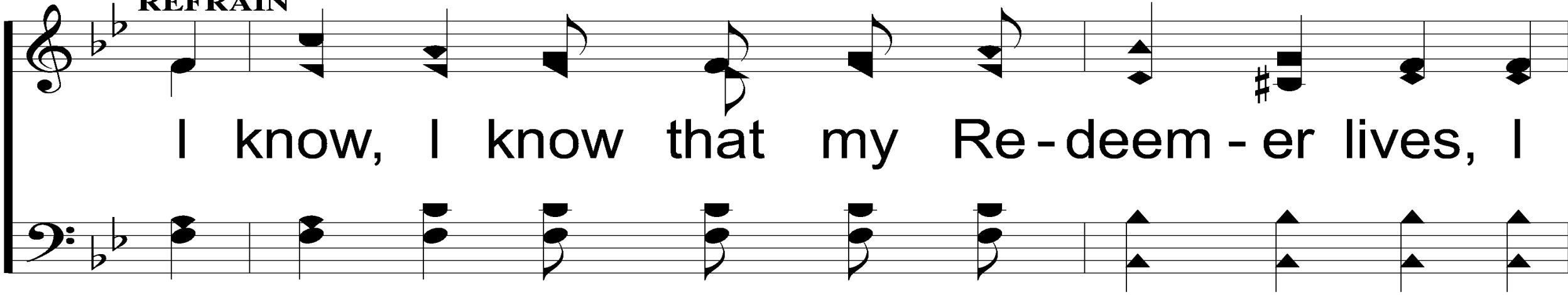
see, When from this earth - life freed.

The second system of musical notation continues the melody from the first system. The treble clef and key signature remain. The melody starts with a half note G3, followed by a quarter note A3, a quarter note B3, a quarter note C4, a quarter note D4, a quarter note E4, and a quarter note F4. The lyrics 'see, When from this earth - life freed.' are aligned with these notes. The melody concludes with a half note G3. The bass staff continues with accompaniment.

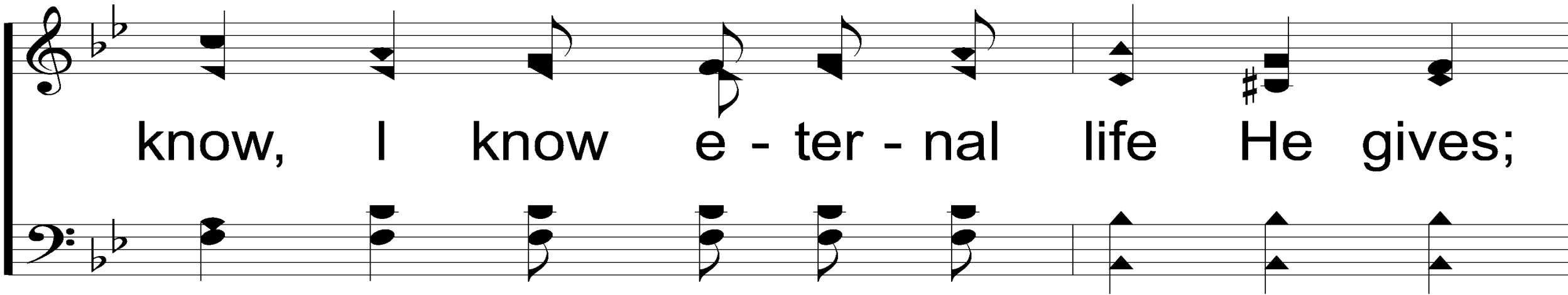
I Know That My Redeemer Lives

528

REFRAIN



I know, I know that my Re - deem - er lives, I



know, I know e - ter - nal life He gives;

I Know That My Redeemer Lives

528

The first system of music consists of two staves. The upper staff is in treble clef with a key signature of two flats (B-flat and E-flat). It contains a melody starting with a half note G3, followed by a dotted half note F3, a quarter note E3, a quarter note D3, a quarter note C3, and a half note B2. The lower staff is in bass clef with the same key signature. It contains a bass line starting with a half note G2, followed by a dotted half note F2, a quarter note E2, a quarter note D2, a quarter note C2, and a half note B1. The lyrics are: *I know, I know that my Re - deem - er lives, that*



The second system of music consists of two staves. The upper staff is in treble clef with a key signature of two flats. It contains a melody starting with a half note G3, followed by a dotted half note F3, a quarter note E3, a quarter note D3, and a half note C3. The lower staff is in bass clef with the same key signature. It contains a bass line starting with a half note G2, followed by a dotted half note F2, a quarter note E2, a quarter note D2, and a half note C2. The lyrics are: *my my Re - deem - er lives.*

I Know That My Redeemer Lives


528



4. I know (*I know*) that o - ver yon - der stands




A place pre - pared (*a place pre - pared*) for me;



I Know That My Redeemer Lives

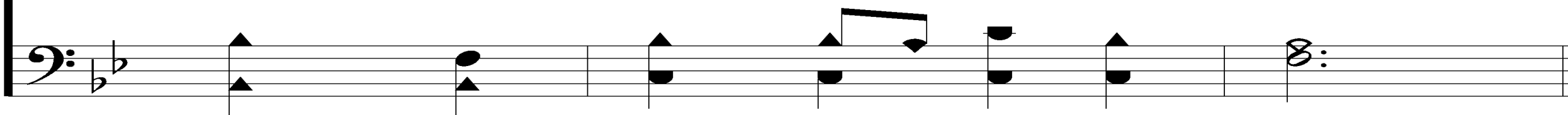
528



A home, (*a home,*) a house not made with



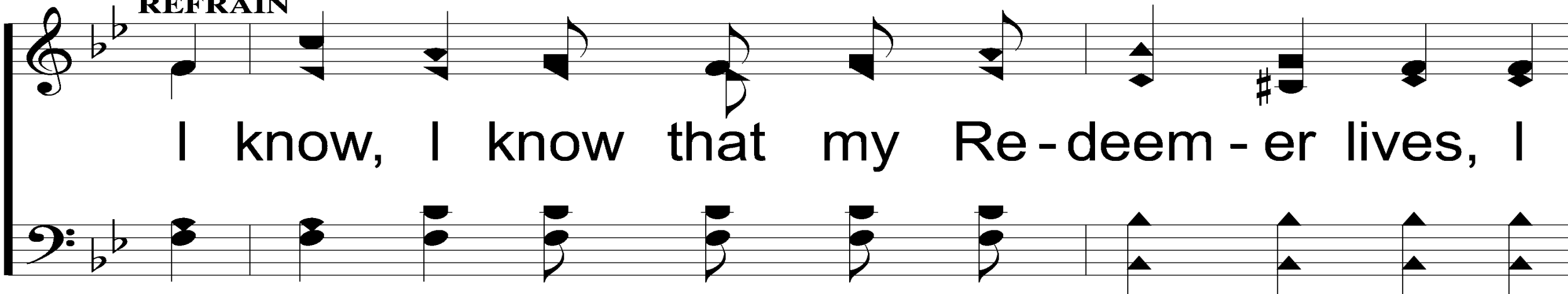
hands, Most won - der - ful to see.




I Know That My Redeemer Lives

528

REFRAIN



I know, I know that my Re - deem - er lives, I



know, I know e - ter - nal life He gives;

I Know That My Redeemer Lives

528

I know, I know that my Re - deem - er lives, that

I know that my Re - deem - er lives, that

The first system of musical notation consists of a treble and bass staff. The treble staff contains the vocal melody with lyrics underneath. The bass staff contains the bass line with lyrics underneath. The key signature is two flats (B-flat and E-flat), and the time signature is common time. The lyrics are: "I know, I know that my Re - deem - er lives, that". The word "I" is written in a larger font than the other words. The word "Re" is written in a larger font than the other words. The word "lives," is written in a larger font than the other words. The word "that" is written in a larger font than the other words. The word "I" is written in a larger font than the other words. The word "know" is written in a larger font than the other words. The word "that" is written in a larger font than the other words. The word "my" is written in a larger font than the other words. The word "Re" is written in a larger font than the other words. The word "deem" is written in a larger font than the other words. The word "er" is written in a larger font than the other words. The word "lives," is written in a larger font than the other words. The word "that" is written in a larger font than the other words.

my Re - deem - er lives.

my

The second system of musical notation consists of a treble and bass staff. The treble staff contains the vocal melody with lyrics underneath. The bass staff contains the bass line with lyrics underneath. The key signature is two flats (B-flat and E-flat), and the time signature is common time. The lyrics are: "my Re - deem - er lives.". The word "my" is written in a larger font than the other words. The word "Re" is written in a larger font than the other words. The word "deem" is written in a larger font than the other words. The word "er" is written in a larger font than the other words. The word "lives." is written in a larger font than the other words.

OPENING PRAYER



SONG:

HEAVEN CAME DOWN

#517




Heaven Came Down

517



1. Oh, what a won - der - ful, won - der - ful day

The first system of music consists of two staves. The top staff is in treble clef with a key signature of one flat (Bb) and a time signature of 6/8. It contains two measures of music, each starting with a repeat sign. The bottom staff is in bass clef with the same key signature and time signature, containing two measures of music.




Day I will nev - er for - get!



The second system of music also consists of two staves. The top staff is in treble clef with a key signature of one flat (Bb) and a time signature of 6/8. It contains two measures of music, each starting with a repeat sign. The bottom staff is in bass clef with the same key signature and time signature, containing two measures of music.

Heaven Came Down

517



Af - ter I'd wan-dered in dark-ness a - way,



Je - sus my Sav - ior I met.




Heaven Came Down

517



Oh, what a ten - der, com - pas - sion - ate Friend!

The first system of music features a treble clef with a key signature of one flat (B-flat) and a common time signature. The melody consists of eighth and quarter notes. The bass line consists of quarter notes. The lyrics are: "Oh, what a ten - der, com - pas - sion - ate Friend!"




He met the need of my heart,



The second system of music continues the melody and bass line. The lyrics are: "He met the need of my heart,"

Heaven Came Down


517



Shad-ows dis - pel - ling With joy I am tell - ing, He



made all the dark - ness de - part!



Heaven Came Down

517

REFRAIN

Heav - en came down and

glo - ry filled my soul, *filled my soul,*

Heaven Came Down

517

When at the Cross the Sav-ior made me


The first system of musical notation consists of a treble clef staff and a bass clef staff. The treble staff contains a melody of eighth and quarter notes, while the bass staff provides a harmonic accompaniment with chords and single notes.

whole *made me whole.* My sins were washed a-way



The second system of musical notation continues the melody and accompaniment. The treble staff features a long note with a fermata over the word 'whole', followed by a melodic phrase. The bass staff continues with a steady accompaniment.

Heaven Came Down


517



And my night was turned to - day. Heav-en came



down and glo-ry filled my soul! *filled my soul!*




Heaven Came Down

517



3. Now I've a hope that will sure - ly en - dure




Af - ter the pass - ing of time;





Heaven Came Down


517



I have a fu - ture in heav - en for sure,

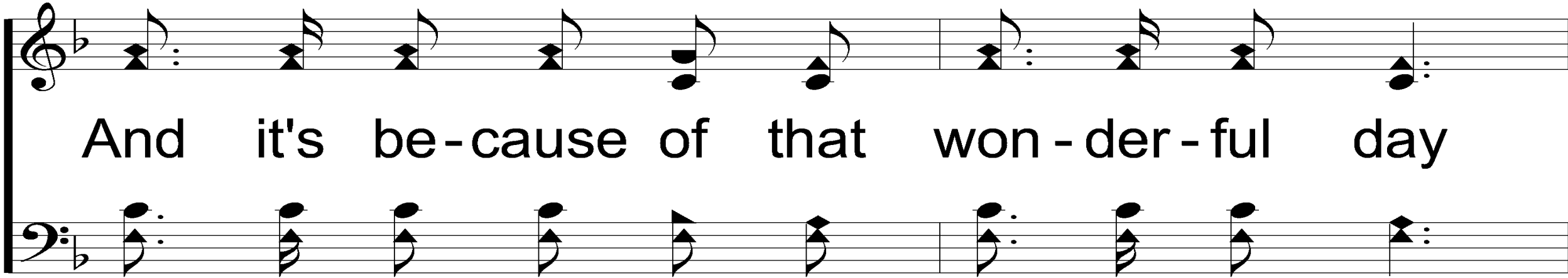


There in those man - sions sub - lime.




Heaven Came Down

517



And it's be-cause of that won-der-ful day

The first system of musical notation consists of two staves. The upper staff is in treble clef with a key signature of one flat (B-flat) and a common time signature. It contains two measures of music, each starting with a repeat sign. The lower staff is in bass clef with the same key signature and time signature, also containing two measures of music, each starting with a repeat sign. The lyrics 'And it's be-cause of that won-der-ful day' are centered between the two staves.




When at the Cross I be - lieved;



The second system of musical notation also consists of two staves. The upper staff is in treble clef with a key signature of one flat and a common time signature, containing two measures of music, each starting with a repeat sign. The lower staff is in bass clef with the same key signature and time signature, also containing two measures of music, each starting with a repeat sign. The lyrics 'When at the Cross I be - lieved;' are centered between the two staves.

Heaven Came Down


517



Rich - es e - ter - nal And bless - ings su - per - nal From



His pre - cious hand I re - ceived.



Heaven Came Down

517


REFRAIN

Heav - en came down and

glo - ry filled my soul, *filled my soul,*

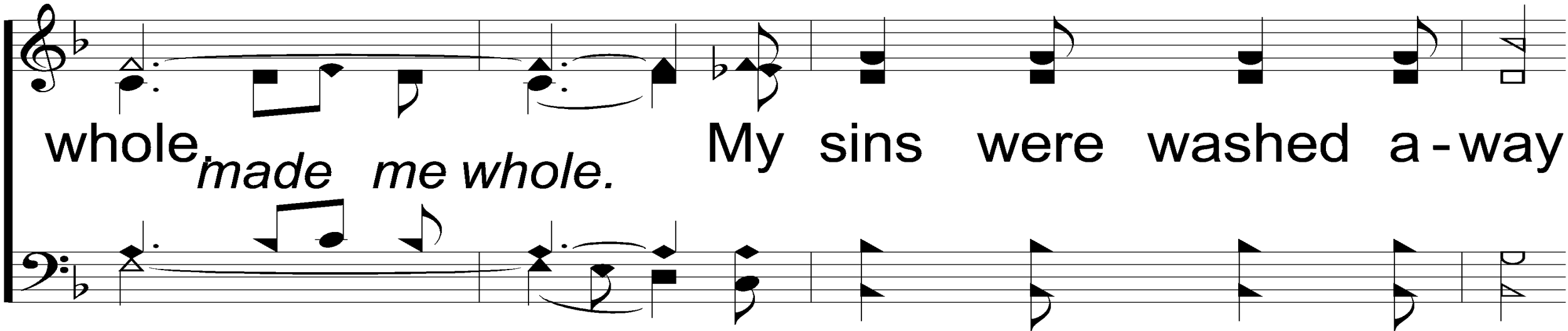
Heaven Came Down

517



When at the Cross the Sav-ior made me

The first system of musical notation consists of a treble clef staff and a bass clef staff. The treble staff contains a melody of eighth and quarter notes, while the bass staff provides a harmonic accompaniment with chords and single notes.




whole *made me whole.* My sins were washed a-way



The second system of musical notation continues the melody and accompaniment. The treble staff features a long note with a fermata over the word 'whole', followed by a melodic phrase. The bass staff continues with a steady accompaniment.

Heaven Came Down


517



And my night was turned to - day. Heav-en came



down and glo-ry filled my soul! *filled my soul!*



SONG:

SHINE, JESUS, SHINE

#290



Shine, Jesus, Shine

unison

1. Lord, the light of Your love is shin - ing,
In the midst of the dark - ness shin - ing;

The musical score is written for a unison voice and piano accompaniment. It is in the key of G major (indicated by three sharps: F#, C#, G#) and 4/4 time. The melody consists of a series of eighth and quarter notes, with some notes beamed together. The piano accompaniment provides a simple harmonic support with quarter and eighth notes.

Ephesians 5:14

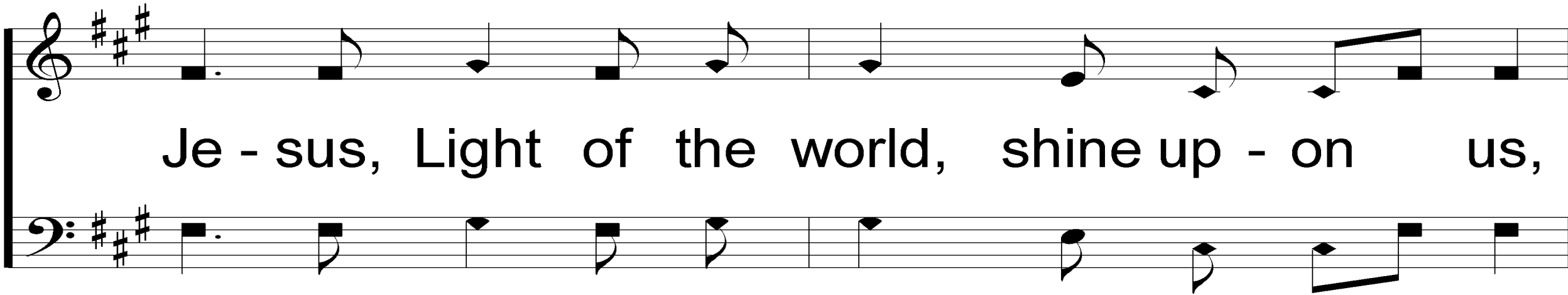
Arr. by Darrell Bledsoe

Words & Music by Graham Kendrick

© Copyright 1987 by Make Way Music. Adm. by Music Services.
All Rights Reserved. Used by Permission.

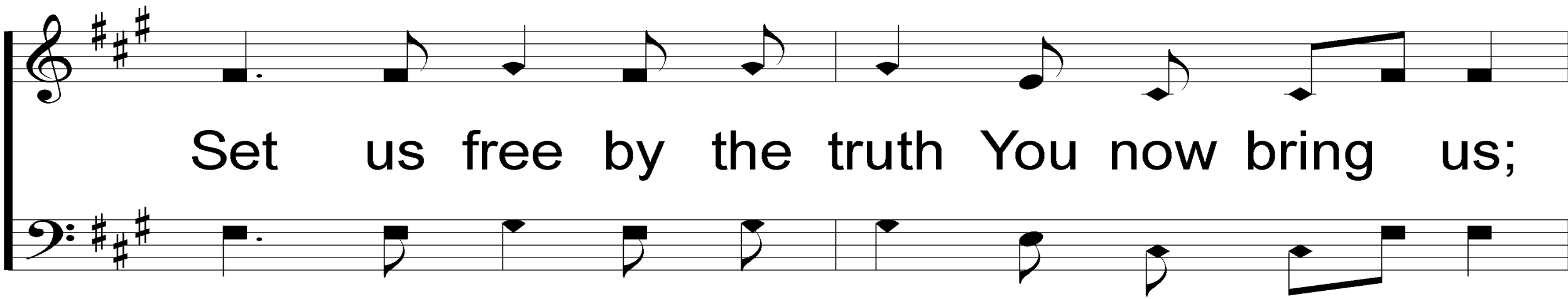
© 2005 ePraise Hymnal by Taylor Publications

Shine, Jesus, Shine



Je - sus, Light of the world, shine up - on us,

The first system of music features a treble clef staff with a key signature of three sharps (F#, C#, G#) and a common time signature. The melody consists of a dotted quarter note followed by eighth notes, and a final quarter note. The bass clef staff mirrors this melody with a similar rhythmic pattern.



Set us free by the truth You now bring us;


The second system of music continues the melody from the first system, maintaining the same treble and bass clef staves and key signature. The rhythmic structure remains consistent, with a dotted quarter note followed by eighth notes and a final quarter note.

Shine, Jesus, Shine

The image shows a musical score for the hymn "Shine, Jesus, Shine". It consists of two staves: a treble clef staff on top and a bass clef staff on the bottom. Both staves are in the key of A major, indicated by three sharps (F#, C#, G#). The melody is written in a simple, hymn-like style. The lyrics "Shine on me. Shine on me." are placed between the two staves, with the words "Shine", "on", and "me." aligned under their respective notes in both staves. The treble staff begins with a treble clef and a key signature of three sharps. The bass staff begins with a bass clef and the same key signature. The melody consists of six measures. The first measure contains the notes A4, C5, and A4. The second measure contains G4, A4, and B4. The third measure contains C5, B4, and A4. The fourth measure contains G4, F4, and E4. The fifth measure contains D4, C4, and B3. The sixth measure contains A3, G3, and F3. The lyrics "Shine on me." are placed under the first three measures, and "Shine on me." are placed under the last three measures.

Shine, Jesus, Shine

Chorus




Shine, Je - sus, shine, Fill this land with



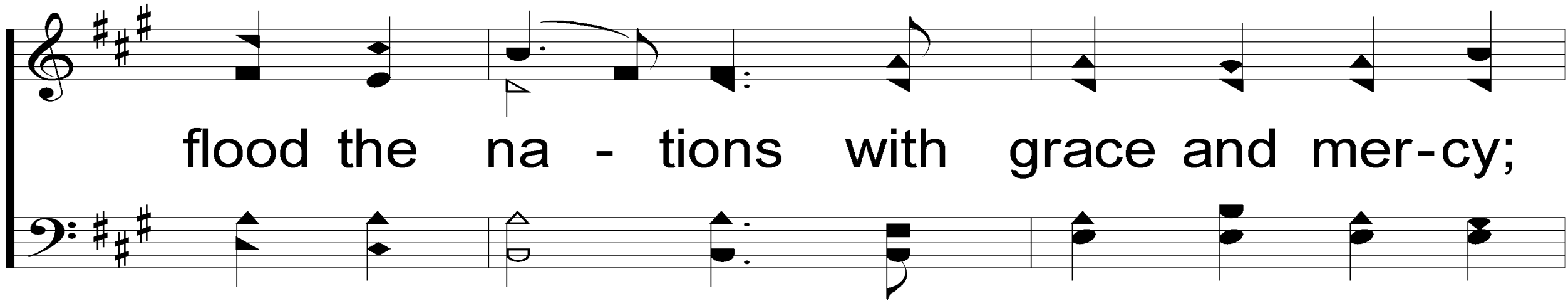
the Fa - ther's glo - ry; Blaze, Spir - it blaze,

Shine, Jesus, Shine



set our hearts on fire. Flow, riv-er, flow,

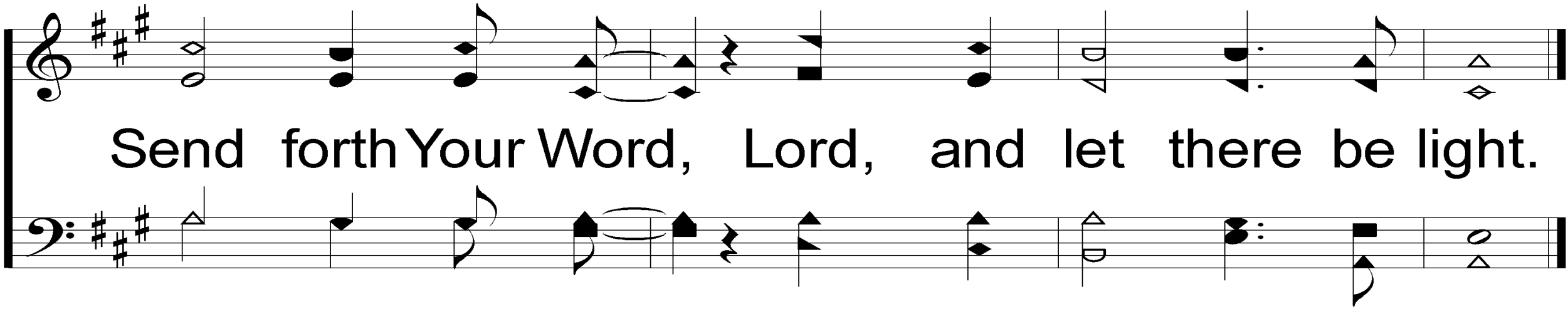
The first system of musical notation consists of two staves. The top staff is in treble clef with a key signature of three sharps (F#, C#, G#) and a common time signature. The bottom staff is in bass clef with the same key signature. The lyrics are centered between the two staves.



flood the na - tions with grace and mer-cy;

The second system of musical notation also consists of two staves. The top staff is in treble clef with a key signature of three sharps (F#, C#, G#) and a common time signature. The bottom staff is in bass clef with the same key signature. The lyrics are centered between the two staves.

Shine, Jesus, Shine




Send forth Your Word, Lord, and let there be light.



The image shows a musical score for the hymn "Shine, Jesus, Shine". It consists of two staves: a treble clef staff on top and a bass clef staff on the bottom. Both staves are in the key of A major (indicated by three sharps: F#, C#, G#) and 4/4 time. The treble staff begins with a treble clef and a key signature of three sharps. The bass staff begins with a bass clef and a key signature of three sharps. The lyrics "Send forth Your Word, Lord, and let there be light." are centered between the two staves. The music is written in a simple, hymn-like style with various note values and rests.

Shine, Jesus, Shine


unison




2. Lord, I come to Your awe - some pres - ence,



From the sha-dows in - to Your rad - iance;



Shine, Jesus, Shine



By the blood I may en - ter Your bright - ness;



Search me, try me, con - sume all my dark - ness;

Shine, Jesus, Shine

The image shows a musical score for the hymn "Shine, Jesus, Shine". It consists of two staves: a treble staff on top and a bass staff on the bottom. Both staves are in the key of A major, indicated by three sharps (F#, C#, G#) at the beginning. The melody is written in a simple, hymn-like style. The lyrics "Shine on me. Shine on me." are placed between the two staves, with the words "Shine", "on", and "me." aligned under their respective notes in both staves. The treble staff begins with a treble clef, and the bass staff begins with a bass clef. The music is divided into six measures, with a repeat sign at the end of the second measure in both staves. The notes are: Treble (A4, G4, F#4, E4, D4, C#4), Bass (A3, G3, F#3, E3, D3, C#3).

Shine, Jesus, Shine

Chorus



Shine, Je - sus, shine, Fill this land with



the Fa - ther's glo - ry; Blaze, Spir - it blaze,

Shine, Jesus, Shine

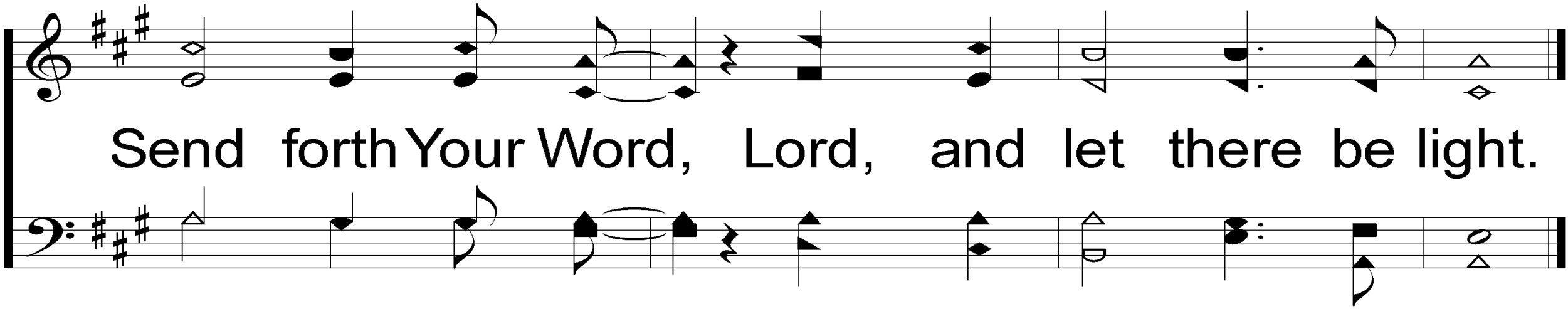
set our hearts on fire. Flow, riv-er, flow,

This system of musical notation consists of two staves. The top staff is in treble clef and the bottom staff is in bass clef. Both staves are in the key of A major, indicated by three sharps (F#, C#, G#). The melody in the top staff begins with a quarter note G4, followed by quarter notes A4, B4, and C5. The lyrics 'set our hearts on fire.' are aligned with the first five measures. The melody continues with a dotted quarter note C5, followed by eighth notes B4 and A4, and then a quarter note G4. The lyrics 'Flow, riv-er, flow,' are aligned with the next five measures. The melody concludes with a quarter note F#4, followed by quarter notes G4, A4, and B4.

flood the na - tions with grace and mer-cy;

This system of musical notation consists of two staves. The top staff is in treble clef and the bottom staff is in bass clef. Both staves are in the key of A major, indicated by three sharps (F#, C#, G#). The melody in the top staff begins with a quarter note G4, followed by quarter notes A4, B4, and C5. The lyrics 'flood the na - tions with grace and mer-cy;' are aligned with the first five measures. The melody continues with a dotted quarter note C5, followed by eighth notes B4 and A4, and then a quarter note G4. The lyrics 'flood the na - tions with grace and mer-cy;' are aligned with the next five measures. The melody concludes with a quarter note F#4, followed by quarter notes G4, A4, and B4.

Shine, Jesus, Shine




Send forth Your Word, Lord, and let there be light.


The image shows a musical score for the hymn "Shine, Jesus, Shine". It consists of two staves: a treble clef staff on top and a bass clef staff on the bottom. Both staves are in the key of A major (indicated by three sharps: F#, C#, G#) and 4/4 time. The treble staff begins with a treble clef and a key signature of three sharps. The bass staff begins with a bass clef and a key signature of three sharps. The lyrics "Send forth Your Word, Lord, and let there be light." are centered between the two staves. The music is written in a simple, hymn-like style with various note values and rests.

Shine, Jesus, Shine


unison



3. As we gaze on Your king - ly bright - ness,



So our fa - ces dis - play Your like - ness;



Shine, Jesus, Shine



Ev - er chang - ing from glo - ry to glo - ry,

The first system of music features a treble clef staff with a key signature of three sharps (F#, C#, G#) and a bass clef staff with the same key signature. The melody in the treble staff begins with a dotted quarter note on G4, followed by eighth notes on A4, B4, and C5. The bass line starts with a dotted quarter note on G3, followed by eighth notes on F3, E3, and D3. The lyrics "Ev - er chang - ing from glo - ry to glo - ry," are centered between the two staves.



Mir - rored here may our lives tell Your sto - ry

The second system of music continues the melody and bass line from the first system. The treble staff melody continues with eighth notes on D5, E5, and F6, followed by a quarter note on G6. The bass line continues with eighth notes on C3, B2, and A2, followed by a quarter note on G2. The lyrics "Mir - rored here may our lives tell Your sto - ry" are centered between the two staves.


Shine, Jesus, Shine



The image shows a musical score for the hymn "Shine, Jesus, Shine". It consists of two staves: a treble clef staff on top and a bass clef staff on the bottom. Both staves are in the key of A major, indicated by three sharps (F#, C#, G#). The melody is written in a simple, hymn-like style. The lyrics "Shine on me. Shine on me." are placed between the two staves, with "Shine" under the first measure, "on" under the second, and "me." under the third of each phrase. The music is divided into six measures, with a repeat sign at the end of the second phrase. The notes are: Treble: G4 (quarter), A4 (quarter), B4 (quarter), A4-G4 (beamed eighth notes), F#4 (quarter), E4 (quarter), D4 (half). Bass: D3 (quarter), C3 (quarter), B2 (quarter), A2-G2 (beamed eighth notes), F#2 (quarter), E2 (quarter), D2 (half).

Shine, Jesus, Shine

Chorus




Shine, Je - sus, shine, Fill this land with



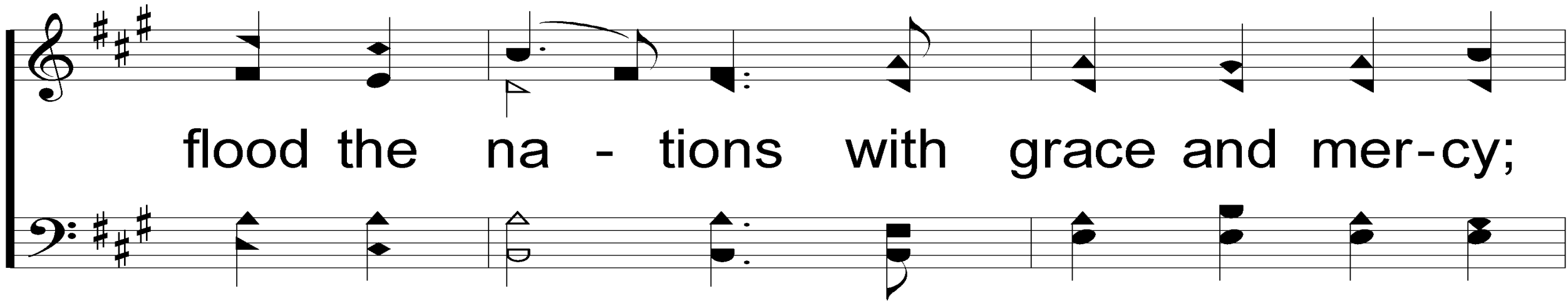
the Fa - ther's glo - ry; Blaze, Spir - it blaze,

Shine, Jesus, Shine



set our hearts on fire. Flow, riv-er, flow,

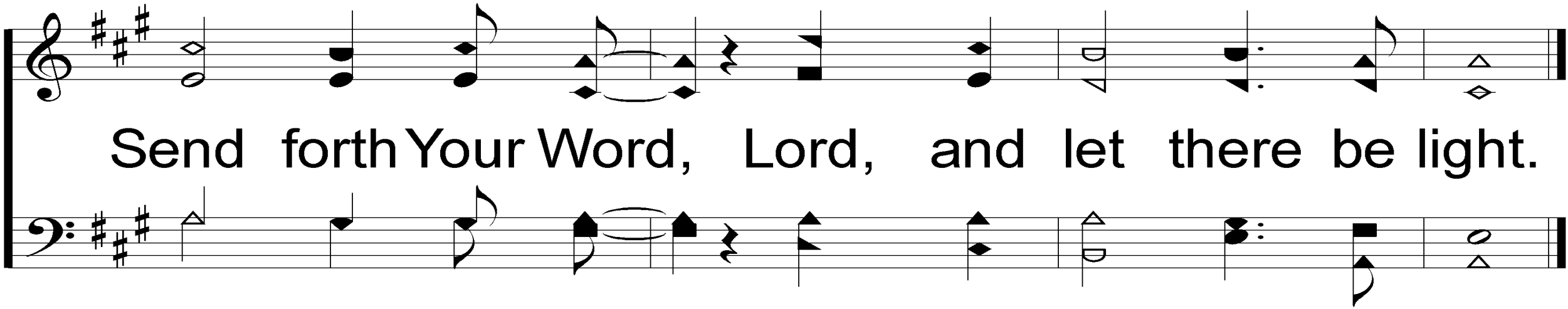
The first system of music features a treble and bass staff in the key of A major (three sharps). The treble staff begins with a treble clef and a key signature of three sharps. The bass staff begins with a bass clef and a key signature of three sharps. The lyrics are centered under the notes.



flood the na - tions with grace and mer-cy;

The second system of music continues the melody in the treble staff and accompaniment in the bass staff. The treble staff begins with a treble clef and a key signature of three sharps. The bass staff begins with a bass clef and a key signature of three sharps. The lyrics are centered under the notes.


Shine, Jesus, Shine



Send forth Your Word, Lord, and let there be light.

The image shows a musical score for the hymn "Shine, Jesus, Shine". It consists of two staves: a treble clef staff on top and a bass clef staff on the bottom. Both staves are in the key of A major (indicated by three sharps: F#, C#, G#) and 4/4 time. The treble staff begins with a treble clef and a key signature of three sharps. The bass staff begins with a bass clef and a key signature of three sharps. The lyrics "Send forth Your Word, Lord, and let there be light." are centered between the two staves. The music is written in a simple, hymn-like style with various note values and rests.

Shine, Jesus, Shine



The image shows a musical score for the hymn "Shine, Jesus, Shine". It consists of two staves: a treble clef staff on top and a bass clef staff on the bottom. Both staves are in the key of A major, indicated by three sharps (F#, C#, G#). The time signature is 4/4. The melody in the treble staff begins with a treble clef, a key signature of three sharps, and a common time signature. The notes are: a quarter rest, a quarter note G4, a quarter note A4, a quarter note B4, a half note C5, a whole note D5, and a whole note E5. The lyrics "Let there be light." are written below the treble staff, aligned with the notes. The bass staff begins with a bass clef, a key signature of three sharps, and a common time signature. The notes are: a quarter rest, a quarter note G3, a quarter note A3, a quarter note B3, a half note C4, a whole note D4, and a whole note E4. The lyrics "Let there be light." are written above the bass staff, aligned with the notes.

Let there be light.

A person is running away from the camera on a paved road that stretches towards a bright, hazy horizon. The scene is bathed in warm, golden light, suggesting sunrise or sunset. The background is slightly blurred, showing trees and buildings. The overall mood is one of determination and forward movement.

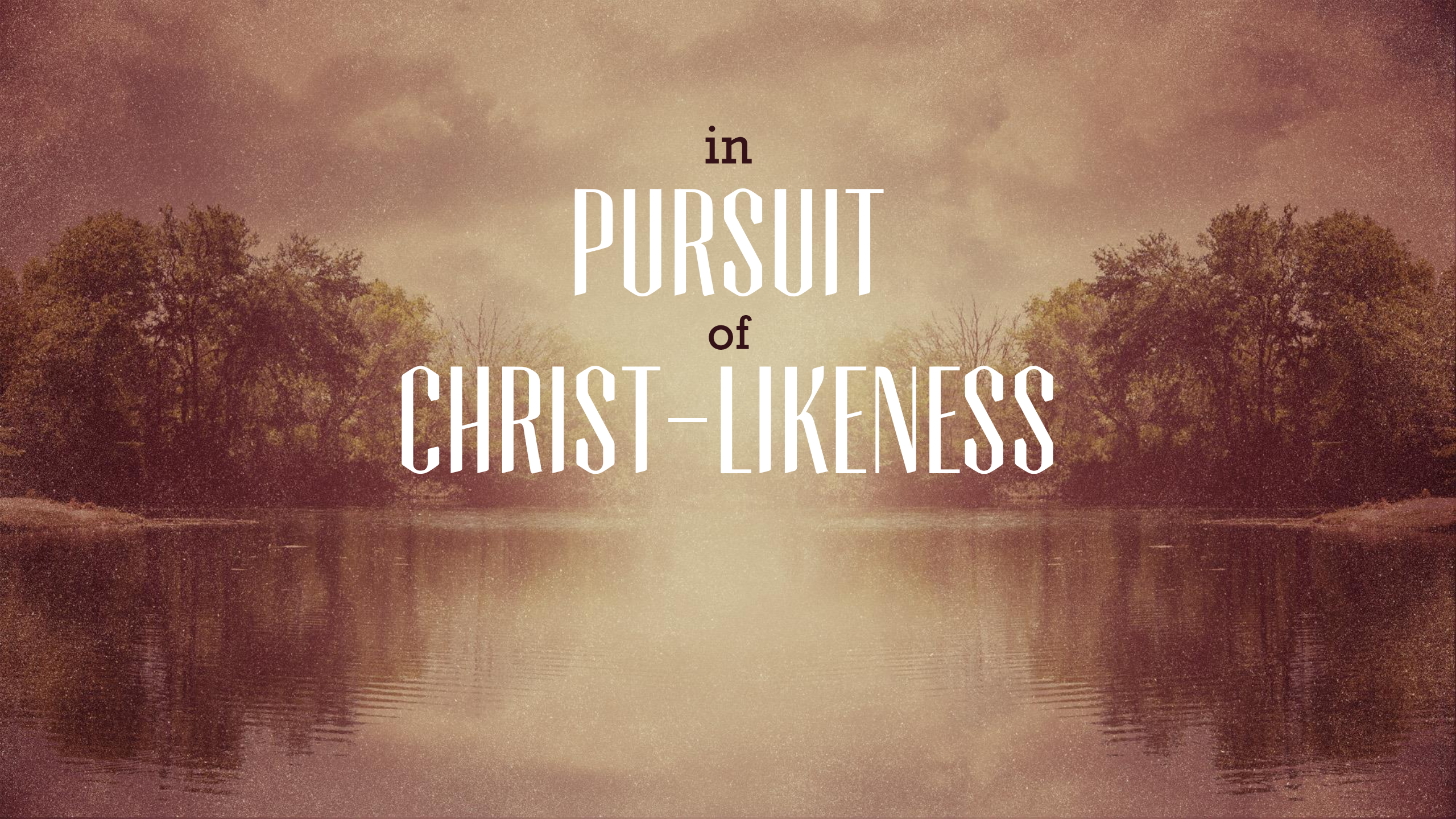
SCRIPTURE READING:
PROVERBS 16:18-20



IN PURSUIT OF

GODLY WISDOM





in
PURSUIT
of
CHRIST-LIKENESS

WHAT IS PRIDE?



WHAT IS PRIDE?

“The quality of having an excessively high opinion of oneself or one’s own importance.”

– Oxford Dictionary

THE DANGERS OF PRIDE

Isolation



THE DANGERS OF PRIDE

Isolation

From Others - Prov. 28:25, Eccl. 4:10



THE DANGERS OF PRIDE

Isolation

From Others - Prov. 28:25, Eccl. 4:10

From God – Isa. 59:1-2, Prov. 1:7

THE DANGERS OF PRIDE

Isolation

Stagnation



THE DANGERS OF PRIDE

Stagnation

No Learning – Prov. 16:21



THE DANGERS OF PRIDE

Isolation

Stagnation

Humiliation



THE DANGERS OF PRIDE

Humiliation

Matt. 23:12

Dan. 4:28-34

THE DANGERS OF PRIDE

Isolation

Stagnation

Humiliation

Destruction

THE DANGERS OF PRIDE

Destruction

Prov. 16:18





Christ-like
HUMILITY

WHAT IS HUMILITY?

“the quality of not thinking you are better than other people” – Oxford Dictionary



THE DELIGHTS OF HUMILITY

Communion

With Others – Eccl. 4:9-10

With God – Prov. 1:7

THE DELIGHTS OF HUMILITY

Communion
Progression



THE DELIGHTS OF HUMILITY

Progression

Prov. 16:18, 21, 23

Matt. 5:3

2 Pet. 1:10

THE DELIGHTS OF HUMILITY

Communion

Progression

Reputation



THE DELIGHTS OF HUMILITY

Reputation

Prov. 16:19, 21

15:33, 29:23

THE DELIGHTS OF HUMILITY

Communion

Progression

Reputation

Elation

THE DELIGHTS OF HUMILITY

Elation

Prov. 16:20

Isa. 29:19

A serene landscape featuring a calm lake in the foreground, with trees lining the shore. The sky is filled with soft, golden clouds, suggesting a sunset or sunrise. The overall mood is peaceful and contemplative.


Will You
HUMBLY
Follow
CHRIST?

There's A Fountain Free

909



1. There's a foun-tain free, 'tis for you and me:



Let us haste, O, haste to its brink;

Zech. 13:1

Words: Mary B. C. Slade

Music: Asa B. Everett

There's A Fountain Free

909

'Tis the fount of love from the source a - bove,

The first system of musical notation consists of two staves. The top staff is in treble clef with a key signature of one sharp (F#) and contains a melody of eighth and quarter notes. The bottom staff is in bass clef with the same key signature and contains a bass line of eighth and quarter notes. The lyrics are centered between the two staves.

And He bids us all free - ly drink.

The second system of musical notation also consists of two staves. The top staff is in treble clef with a key signature of one sharp (F#) and contains a melody of quarter and eighth notes, ending with a double bar line. The bottom staff is in bass clef with the same key signature and contains a bass line of quarter and eighth notes, also ending with a double bar line. The lyrics are centered between the two staves.

There's A Fountain Free

909

REFRAIN

Will you come to the foun-tain free? Will you
Will you come,

come? 'tis for you and me;
Will you come,

There's A Fountain Free

909

Thirst - y soul, *Thirst - y soul,* hear the

The first system of musical notation is in G major (one sharp) and 4/4 time. It consists of two staves: a treble staff and a bass staff. The treble staff contains the vocal melody, starting with a quarter note G4, followed by a quarter note A4, a quarter note B4, and a half note C5. The bass staff provides accompaniment with a quarter rest, followed by a quarter note G2, a quarter note F2, and a quarter note E2. The lyrics 'Thirst - y soul, Thirst - y soul, hear the' are written below the treble staff, with the second 'Thirst - y soul,' in italics.

wel - come call: 'Tis a foun - tain o - pened for all.

The second system of musical notation is in G major and 4/4 time. It consists of two staves: a treble staff and a bass staff. The treble staff contains the vocal melody, starting with a quarter note G4, followed by a quarter note A4, a quarter note B4, a quarter note C5, a quarter note B4, a quarter note A4, a quarter note G4, a quarter note F4, a quarter note E4, a quarter note D4, and a half note C4. The bass staff provides accompaniment with a quarter note G2, a quarter note F2, a quarter note E2, a quarter note D2, a quarter note C2, a quarter note B1, a quarter note A1, a quarter note G1, a quarter note F1, a quarter note E1, and a half note D1. The lyrics 'wel - come call: 'Tis a foun - tain o - pened for all.' are written below the treble staff.

There's A Fountain Free

909

3. There's a rock that's cleft and no soul is left,

The first system of music features a treble clef with a key signature of one sharp (F#) and a 4/4 time signature. The melody consists of quarter and eighth notes. The bass line is in a bass clef with the same key signature and time signature, featuring a steady eighth-note accompaniment.

That may not its pure wa - ters share;

The second system of music continues the melody and accompaniment. The treble clef part concludes with a double bar line and repeat dots. The bass line continues with eighth notes and ends with a half note.

There's A Fountain Free

909

'Tis for you and me, and its stream I see:

The first system of music features a treble and bass staff in G major. The treble staff begins with a treble clef and a sharp sign. The melody starts with a quarter note G4, followed by a quarter note A4, and then rests. The bass staff begins with a bass clef and a sharp sign. The accompaniment starts with a quarter note G2, followed by a quarter note A2, and then rests. The lyrics are aligned with the notes: 'Tis for you and me, and its stream I see:

Let us hasten joyfully there.

The second system of music continues the melody and accompaniment. The treble staff ends with a double bar line and repeat dots. The bass staff ends with a double bar line and repeat dots. The lyrics are aligned with the notes: Let us hasten joyfully there.

There's A Fountain Free

909

REFRAIN

Will you come to the foun-tain free? Will you
Will you come,

come? 'tis for you and me;
Will you come,

There's A Fountain Free

909

Thirst - y soul, *Thirst - y soul,* hear the

The first system of musical notation is in treble clef with a key signature of one sharp (F#) and a common time signature. It contains two staves. The upper staff has a treble clef and a sharp sign. The lower staff has a bass clef and a sharp sign. The lyrics are: "Thirst - y soul, *Thirst - y soul,* hear the". The first two notes of the first staff are quarter notes, followed by a half note. The second staff has a quarter rest, followed by a half note, and then two quarter notes.

wel - come call: 'Tis a foun - tain o - pened for all.

The second system of musical notation is in treble clef with a key signature of one sharp (F#) and a 4/4 time signature. It contains two staves. The upper staff has a treble clef and a sharp sign. The lower staff has a bass clef and a sharp sign. The lyrics are: "wel - come call: 'Tis a foun - tain o - pened for all.". The first staff has a quarter note, followed by two eighth notes, and then a quarter note. The second staff has a quarter note, followed by a quarter note, and then a quarter note.

OUR CONTRIBUTION

HEBREWS 13:15-16

“THEREFORE BY HIM LET US CONTINUALLY OFFER THE SACRIFICE OF PRAISE TO GOD, THAT IS, THE FRUIT OF OUR LIPS, GIVING THANKS TO HIS NAME. BUT DO NOT FORGET TO DO GOOD AND TO SHARE, FOR WITH SUCH SACRIFICES GOD IS WELL PLEASED.”



SONG:

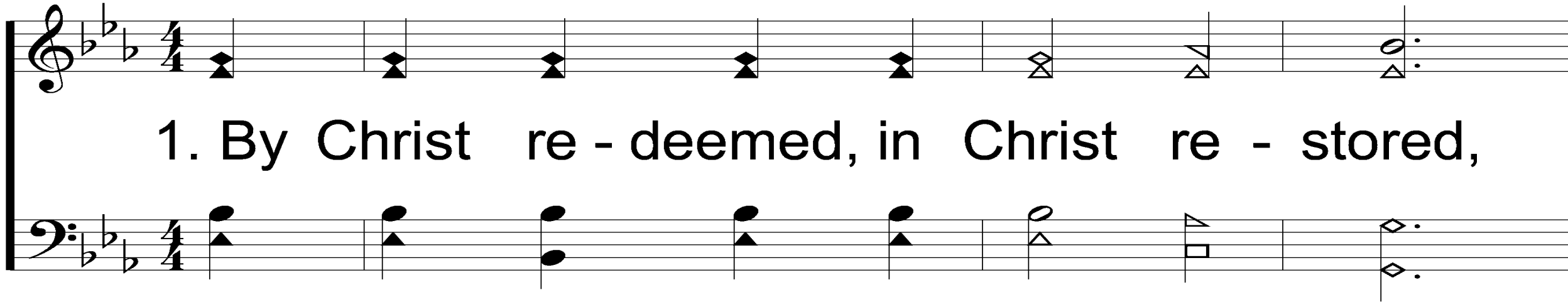
BY CHRIST REDEEMED

#366

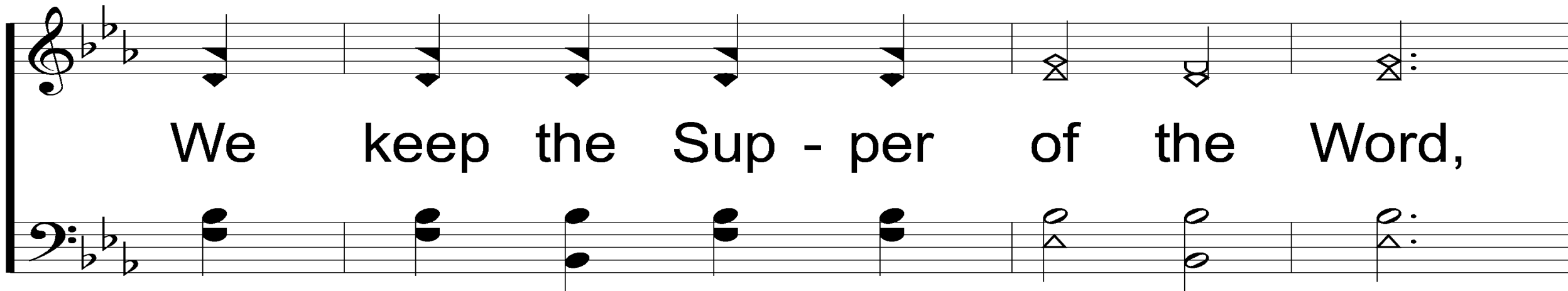


By Christ Redeemed

366



1. By Christ re - deemed, in Christ re - stored,



We keep the Sup - per of the Word,

Romans 3:22-24

Words: George Rawson

Music: Arthur H. Troyte's Chant

Presentation © 2006 by Taylor Publications

By Christ Redeemed

366

And show the death of our dear

Lord, Un - til He come!

By Christ Redeemed

366

2. His bod - y giv - en in our stead

The first system of music features a treble staff with a key signature of three flats (B-flat, E-flat, A-flat) and a 4/4 time signature. The melody consists of quarter notes on the first five measures, followed by eighth notes in the sixth and seventh measures, and a final half note. The bass staff provides accompaniment with quarter notes in the first five measures, eighth notes in the sixth and seventh measures, and a final half note. The lyrics '2. His bod - y giv - en in our stead' are centered under the treble staff.

Is seen in this me - mo - rial bread,

The second system of music continues the melody and accompaniment from the first system. The treble staff melody uses quarter notes for the first five measures, eighth notes for the sixth and seventh, and a final half note. The bass staff accompaniment follows the same rhythmic pattern. The lyrics 'Is seen in this me - mo - rial bread,' are centered under the treble staff.

By Christ Redeemed

366

And as we drink we see the

The first system of music features a treble staff with a key signature of three flats and a bass staff. The lyrics 'And as we drink we see the' are positioned between the two staves. The treble staff contains notes corresponding to the lyrics, and the bass staff provides a harmonic accompaniment.

blood, Un - til He come!

The second system of music continues the melody and accompaniment. The lyrics 'blood, Un - til He come!' are placed between the staves. A slur is present over the notes for 'He' and 'come!' in the bass staff. The system concludes with a double bar line.

By Christ Redeemed

366

3 And thus that dark be - tray - al night

With the last ad - vent we u - nite,

By Christ Redeemed

366


By one bright chain of lov - ing

rite, Un - til He come!

THE UNLEAVENED BREAD

HEBREWS 4:14-16

“SEEING THEN THAT WE HAVE A GREAT HIGH PRIEST WHO HAS PASSED THROUGH THE HEAVENS, JESUS THE SON OF GOD, LET US HOLD FAST OUR CONFESSION. FOR WE DO NOT HAVE A HIGH PRIEST WHO CANNOT SYMPATHIZE WITH OUR WEAKNESSES, BUT WAS IN ALL POINTS TEMPTED AS WE ARE, YET WITHOUT SIN. LET US THEREFORE COME BOLDLY TO THE THRONE OF GRACE, THAT WE MAY OBTAIN MERCY AND FIND GRACE TO HELP IN TIME OF NEED.”



THE FRUIT OF THE VINE

HEBREWS 9:11-15

“BUT CHRIST CAME AS HIGH PRIEST OF THE GOOD THINGS TO COME, WITH THE GREATER AND MORE PERFECT TABERNACLE NOT MADE WITH HANDS, THAT IS, NOT OF THIS CREATION. NOT WITH THE BLOOD OF GOATS AND CALVES, BUT WITH HIS OWN BLOOD HE ENTERED THE MOST HOLY PLACE ONCE FOR ALL, HAVING OBTAINED ETERNAL REDEMPTION. FOR IF THE BLOOD OF BULLS AND GOATS AND THE ASHES OF A HEIFER, SPRINKLING THE UNCLEAN, SANCTIFIES FOR THE PURIFYING OF THE FLESH, HOW MUCH MORE SHALL THE BLOOD OF CHRIST, WHO THROUGH THE ETERNAL SPIRIT OFFERED HIMSELF WITHOUT SPOT TO GOD, CLEANSE YOUR CONSCIENCE FROM DEAD WORKS TO SERVE THE LIVING GOD? AND FOR THIS REASON HE IS THE MEDIATOR OF THE NEW COVENANT, BY MEANS OF DEATH, FOR THE REDEMPTION OF THE TRANSGRESSIONS UNDER THE FIRST COVENANT, THAT THOSE WHO ARE CALLED MAY RECEIVE THE PROMISE OF THE ETERNAL INHERITANCE.”

CLOSING PRAYER



SONG:

TO CHRIST BE TRUE

#736



To Christ Be True

736

1. To Christ be loy - al and be true;

His ban - ner be un - furled,

The musical score is written in 4/4 time. The first system features a treble clef with a key signature of one flat (Bb) and a bass clef. The melody in the treble clef consists of quarter and eighth notes, while the bass clef provides a simple accompaniment of quarter notes. The second system continues the melody and accompaniment, ending with a repeat sign in the treble clef.

Ps. 31:23-24; Eph. 6:11-17
Words: Elisha A. Hoffman
Music: D. M. Wilson

To Christ Be True

736

And borne a - loft till is se - cured

The con - quest of the world.

To Christ Be True

736

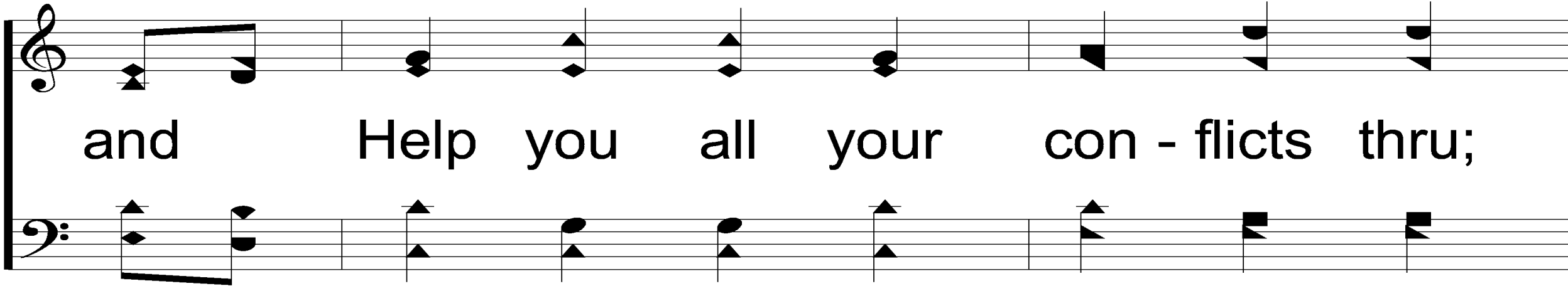
REFRAIN

To Christ the Lord be true, *ev - er true, For*

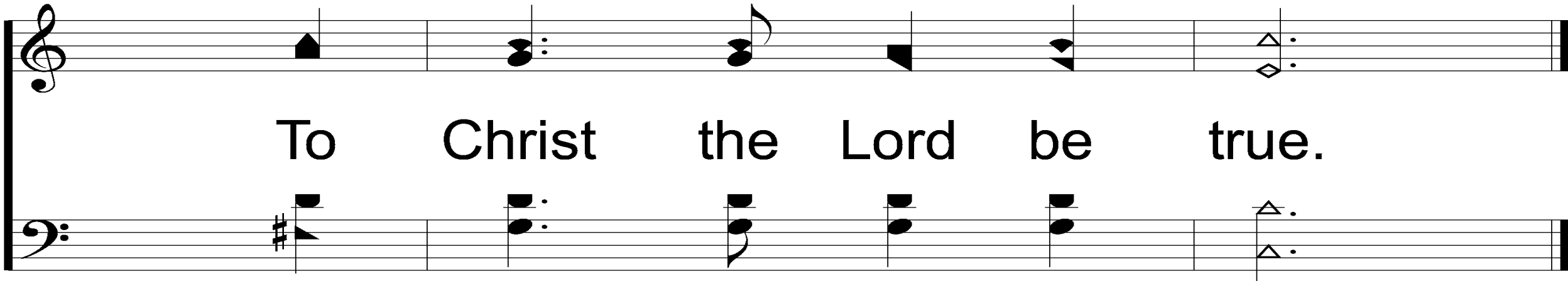
He will go with you,
He will ev - er go with you,

To Christ Be True

736



and Help you all your con - flicts thru;



To Christ the Lord be true.

TODAY

**JOIN US FOR
A MEAL IN THE MPB
(NO EVENING WORSHIP)**

WEDNESDAY

WORSHIP & BIBLE CLASSES @ 6:30

THURSDAY

**“BUILDING YOUR FAITH” HOUR
@ 10 AM IN THE MPB**

